



义务教育教科书

ENGLISH

英语

(三年级起点)


四年级下册



河北教育出版社

G624.311

义务教育教科书



ENGLISH

英语

(三年级起点)

四年级下册

[中 国] 河北教育出版社

[加拿大] DC加拿大国际交流中心

合作编写



河北教育出版社

图书在版编目 (CIP) 数据

英语·四年级·下册/田贵森著. —石家庄: 河北教育出版社, 2013.12 (2015.12 重印)
义务教育教科书: 三年级起点
ISBN 978-7-5545-0585-4

I. ①英… II. ①田… III. ①英语课—小学—教材 IV. ①G624.311

中国版本图书馆 CIP 数据核字 (2013) 第 245368 号

主 编	Jim Parsons 田贵森
副 主 编	桑晓宁 李 萍 Barbara Spilchuk
编 者	Leonard Judge Anja Pujic 王 娇 王 强
责任编辑	杨慧敏 邵 莉 刘艳花 李文劼
特约编辑	徐全生
美术编辑	张尧杰
责任印制	崔 丽

 由加拿大 DC Canada Education Publishing 负责编辑、校对、绘图、设计

编 辑	Debbie Gervais
校 对	Anja Pujic
绘 图	Chao Yu Meiling Liu
设 计	Meredith Luce

书 名	英语 (三年级起点) 四年级下册
出 版	河北教育出版社 http://www.hbep.com (石家庄市联盟路 705 号, 050061)
发 行	河北省新华书店
印 刷	河北新华联合印刷有限公司
开 本	787×1092 1/16
印 张	5.25
字 数	90 千字
版 次	2013 年 12 月第 1 版
印 次	2015 年 12 月第 3 次印刷
印 数	1,152,151—1,768,450
书 号	ISBN 978-7-5545-0585-4
定 价	5.25 元

版权所有·请勿擅用本书制作各类出版物·违者必究
如有印刷质量问题, 请与本社出版部联系调换, 电话: 18603114066
购书电话: 0311-88643600

98828950

致同学

亲爱的同学们，新学期开始啦！


这学期我们将学习更多的有关学校生活的内容，学习如何介绍自己、表达自己的喜好，学习数字、月份以及如何描述天气，并了解一些节日的名称。

同学们，你们喜欢什么节日？你们能用英语说这些节日吗？

你们肯定都喜欢交朋友，有很多的兴趣和爱好。你们想向自己的朋友做一下自我介绍吗？那就开始我们这学期的学习吧！

在学习中，你们要注意在词语与相应事物之间建立联想，多运用。这样，你们能说和能写的东西就会更多！这套教材每个单元中都有一篇有趣的故事，书后面还有更多呢。你们一定要认真读哟！

同学们，在英语学习中，你们一定要多参与，遇到问题主动向老师或同学请教，对所学内容要主动复习和归纳。相信你们一定能出色地完成学习任务！



CONTENTS



Unit 1	Hello Again!	1
Unit 2	Days and Months	17
Unit 3	All about Me	33
Unit 4	My Favourites	49
Words in Each Unit		65
Vocabulary		67
Reading for Fun		73



UNIT 1

Lessons 1~6

Hello Again!



Lesson 1 How Are You?


1 A new teacher



2 A new friend

1

Jenny, this is Steven.
He is a new pupil.




2

Hello, Steven!
How are you?


Fine, thanks.
And you?

Very well,
thank you.



3


Steven, these are my friends.
His name is Danny. Her name
is Kim.



4

Hello, Danny!
Hello, Kim!

Hello!



3 Let's do it!

Draw, say and write.

This is my friend.
Her name is...



My Friend







Handwriting practice lines for writing the friend's name.

Lesson 2 Is This Your Pencil?

1 My pencil box

This is my new pencil box. What's in it?



2 Whose pencil is this?

1

Is this your pencil, Jenny?



No, it isn't.



2

Is it Steven's pencil?



No. It's not his pencil.



3

Is it Kim's pencil?



No. It's not her pencil.



4

Whose pencil
is this?



It's Danny's
pencil!



Where's my
pencil?

3 Let's do it!

Look and write.

Kim's	Li Ming's	Danny's



Whose is this?

Is this his pencil? Yes, it is.



Whose is this?

Is this _____? _____, _____.




Whose is this?

Is this _____? _____, _____.

Lesson 3 Where Are They?

1 My classroom



blackboard



desk



chair



schoolbag

This is my classroom.
What can you see?



2 Where are they?

1



**Danny is between the desk
and the chair.**

2



Jenny is beside Kim.

Kim is beside Jenny.

3




The schoolbag is on the desk.

The book is in the schoolbag.

The crayons are under the desk.

3 Let's do it!

Look and write.



The schoolbag is _____ the desk.

The book is _____ the pencil box.

The crayons are _____ the pencil box.

The pencil is _____ the pen and the ruler.

The chair is _____ the desk.

Lesson 4 How Many Books Are There?

1 Danny's game

<p>1</p> <p>How many books are there on my desk, Jenny?</p> 	<p>2</p> <p>One, two, three, four, five, six, seven, eight. There are eight books.</p> 
<p>3</p> <p>Let's put eight books on the eight books. How many books are there on my desk now?</p> 	<p>4</p> <p>Sixteen!</p> 
<p>5</p> <p>Let's put twenty-nine books on the sixteen books. How many books are there?</p> 	<p>6</p> <p>One book!</p> <p>Oops!</p> 

2 Numbers

1 one
2 two
3 three
4 four
5 five
6 six
7 seven
8 eight
9 nine
10 ten

11 eleven
12 twelve
13 thirteen
14 fourteen
15 fifteen
16 sixteen
17 seventeen
18 eighteen
19 nineteen

20 twenty
30 thirty
40 forty
50 fifty
60 sixty
70 seventy
80 eighty
90 ninety
100 one hundred


Can you say the numbers from thirty to forty?



Yes! Thirty, thirty-one, thirty-two...


3 Let's do it!

Match and colour.




Lesson 5 Where Is Danny?

1 In front of, behind




Li Ming is in front of the tree.



Li Ming is behind the tree.

2 Where is Danny?



Where is Danny?

He's in the classroom.

He's in front of Steven.

He's reading a book.



Where is Jenny?


She's on the playground.

She's behind Danny.

They're playing a game.

3 Let's do it!

Pair work. Look and say.



Where is Danny?




He is beside the box.

4 Letters and sounds

Try to read.

ea		oo	
meat	bread	zoo	book
read	sweater	school	look




Lesson 6 Little Zeke




Story time

1




Zeke is a little, little boy. Emma is a girl. She is Little Zeke's friend.

2



Emma has many friends. Tom, Nan and Jane are her friends.

3



But Little Zeke has only one friend — Emma. He hides in Emma's desk.

4

Where is my pencil?




Here it is.

What does Little Zeke do? He helps Emma.

5

Emma, is this your apple?



No. It's not my apple.

Sometimes, Little Zeke puts an apple on the teacher's desk. In the morning, Mrs. Jones finds the apple on the desk.