

外研社英语分级阅读



丽声非常百科故事

第一级

A PONY for a Day

小马的一天

[英] Nikki Gamble 主编
[英] June Crebbin 著

外语教学与研究出版社
FOREIGN LANGUAGE TEACHING AND RESEARCH PRESS

小马
ponies

外研社英语分级阅读

丽声非常百科故事

第一级

A PONY for a Day



小马的一天

[英] Nikki Gamble 主编
[英] June Crebbin 著
徐颖 译

外语教学与研究出版社
FOREIGN LANGUAGE TEACHING AND RESEARCH PRESS
北京 BEIJING

京权图字：01-2015-4821

A Pony for a Day was originally published in English in 2014. This edition is published by arrangement with Oxford University Press.
Text © June Crebbin 2014

图书在版编目 (CIP) 数据

小马的一天 / (英) 甘布尔 (Gamble, N.) 主编 ; (英) 柯瑞宾 (Crebbin, J.) 著 ; 徐颖译. —
北京 : 外语教学与研究出版社, 2015.8
(丽声非常百科故事. 第1级)
ISBN 978-7-5135-6569-1

I. ①小… II. ①甘… ②柯… ③徐… III. ①英语—儿童读物 IV. ①H319.4

中国版本图书馆 CIP 数据核字 (2015) 第 208136 号

出版人 蔡剑峰
策划编辑 吉劲秋 刘秀玲
责任编辑 刘秀玲 王菲
装帧设计 牛晓牧
出版发行 外语教学与研究出版社
社址 北京市西三环北路 19 号 (100089)
网 址 <http://www.fltrp.com>
电 话 010-63996397
于 2015 年 9 月第 1 次印刷
册 数 1 张)
版 次 1 版 1 次
印 次 1 次
印 数 1 000 册
定 价 12.00 元
法律顾问: 立方律师事务所 刘旭东律师
中咨律师事务所 殷 斌律师
物料号: 265690001



关于本书

埃拉在马术学校度过了一天，在那里，她学习了如何骑马以及照顾小马。

文本类型： 叙述
主题： 动物、小马
学科： 科学



阅读前

- 和孩子一起看一看这本书的封面，谈一谈封面上的照片。问孩子：What do you think will happen in this book? Is this something you would like to do?
- 和孩子一起读一读封底的内容介绍，让孩子说一说这本书里可能会讲些什么。
- 和孩子一起读一读这本书的目录，谈一谈目录里提到的活动，问孩子：Which chapter are you most interested in?

阅读中

- 如果孩子在阅读的过程中不知道某个单词如何发音，教师或家长可以帮助孩子进行拼读，比如，可以帮助孩子把单词拆分为几个音。单词中如果包含不符合拼读规则的音，教师或家长也要给予指导。如果有必要，可以告诉孩子整个单词的发音。
- 本书中不符合拼读规则的单词：**bridle, saddle, girth, reins, stirrup, arena, jodhpurs**。
- 书中标粗体的单词是孩子在阅读过程中可能难以理解的单词，这些单词的解释请参考当页注释。

找一找

马蹄的各个部分对应的单词。你能找到蹄叉吗？它是什么？







Contents

Hello, Cracker!.....

2



Grooming.....

4



Ready to Go.....

6



Follow My Leader!.....

8

Feeding Time.....

10



Ride Away.....

12



Goodbye, Cracker.....

Glossary.....

14

13

Index.....

14

读后活动.....

15

参考译文.....

16



外研社英语分级阅读

丽声非常百科故事

第一级

A PONY for a Day

小马的一天


[英] Nikki Gamble 主编
[英] June Crebbin 著
徐颖 译

外语教学与研究出版社
FOREIGN LANGUAGE TEACHING AND RESEARCH PRESS
北京 BEIJING

Hello, Cracker!

Ella was at a riding school.
She was very excited. She
was going to ride a pony
and look after it all day!

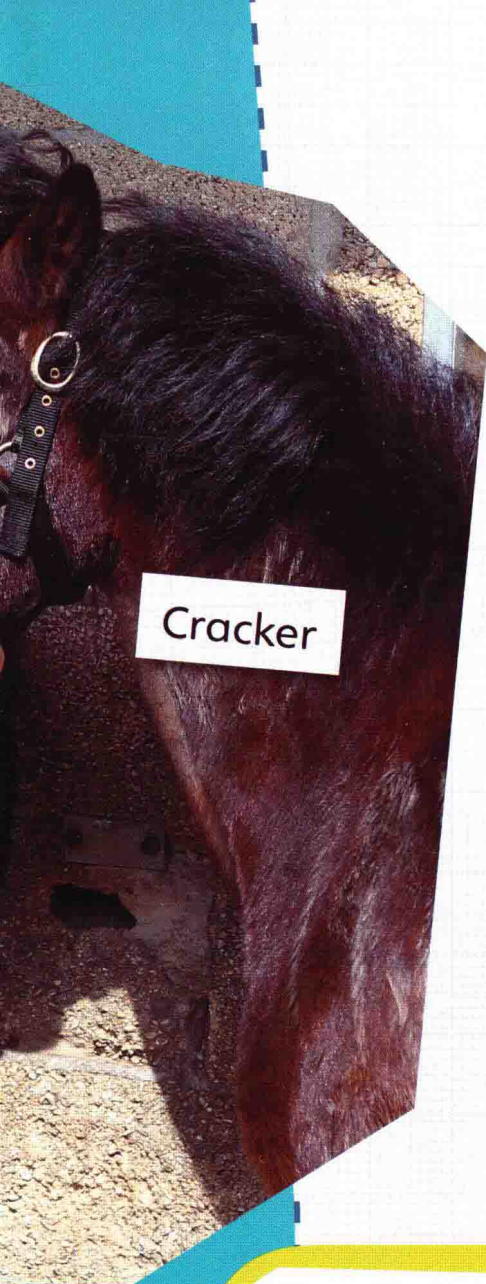
But which one?



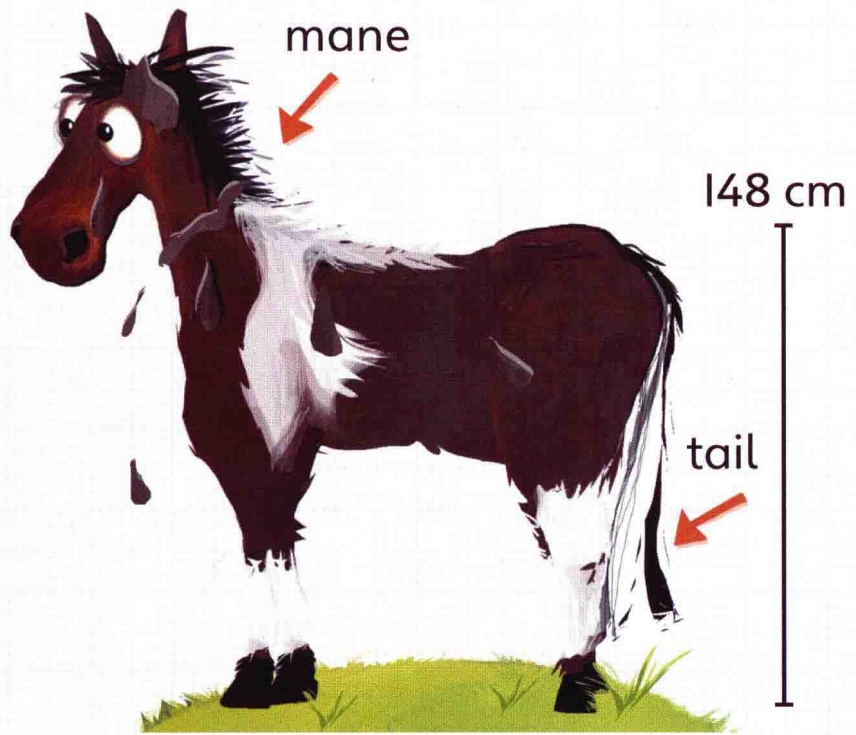
Hello, Cracker!

Meg showed her Cracker. His coat was
brown and white. He had a black **mane**.

▶ mane: the long hair on the pony's neck



Cracker



A pony can be up to 148 cm high, from the ground to the top of its back.

Hello, Ella! I'm a bit muddy!



Grooming

Cracker needed to be **groomed**. Ella brushed the mud off Cracker's coat. It was hard work!

Meg showed her how to scrape the mud out of Cracker's foot. That was hard work, too, but Ella wanted to have a go.

▶ groomed: cleaned and brushed



Up, Cracker,
Up!

dandy brush:
to rub off mud



hoof-pick:
to clean feet

wall: the
hard outside
covering of
the hoof



sole




frog: the soft
part of the foot

Mind my frog!

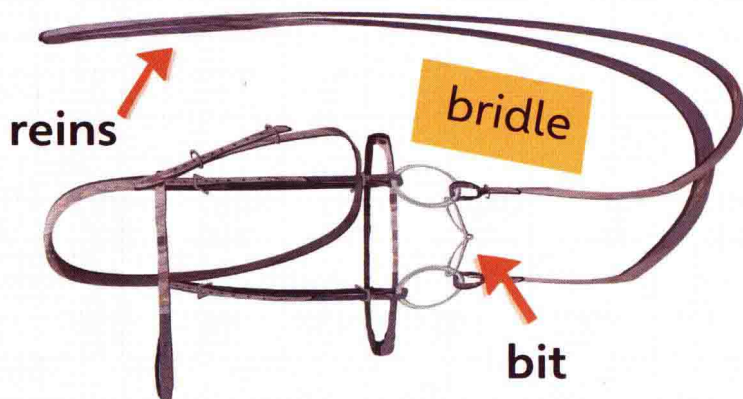
Ready to Go

Ella couldn't wait to ride Cracker. She helped to put on his **bridle** and **saddle**.


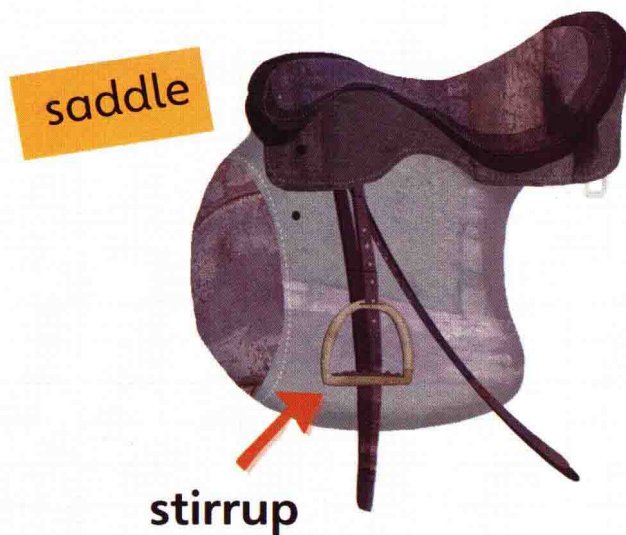


- ▶ bridle: the equipment that fits on the pony's head
- ▶ saddle: a seat on the back of the pony

She did up the **girth** under his tummy. Cracker was ready to ride!




- ▶ girth: a strap to hold the saddle in place
- ▶ reins: straps held by the rider to steer the pony
- ▶ bit: the part of the bridle that goes in the pony's mouth
- ▶ stirrup: a metal loop to hold the rider's foot



Follow My Leader!

Ella put on a hard hat. She was ready to ride!

In the **arena**, Meg helped Ella to **mount**. She felt really high up! Other children were there riding ponies, too.



- ▶ arena: an area for riding
- ▶ mount: get onto the pony's back

First they walked round in a circle. Then they steered round some cones.

Cracker knocked one over!



When you ride, you must wear a hard hat. This can usually be borrowed at the riding school.



You might also wear:

jodhpurs
(say jod-perz)



▶ jodhpurs: trousers for riding which are tight from the knee to the ankle



gloves



T-shirt



jumper




jacket

Oops! Better steering next time, please!

Feeding Time

By the end of the morning, Ella felt very hungry. Before she had lunch, she helped to fill a hay-net for Cracker. He was hungry, too.



There you are, Cracker!