

三

中 学 英 语
重 点 难 点 基 点

Junior English
for China



第一册
(初中)

初 主编

湖南师范大学出版社

中学英语重点难点基点
JUNIOR ENGLISH FOR CHINA

第一册

主 编 马寅初
副主编 黄金岩
编 委 曹万春
曹 霞

湖南师范大学出版社

【湘】新登字 011 号

中学英语重点难点基点

(第一册)

主 编:马寅初

责任编辑:黄葆玲

湖南师范大学出版社出版发行

(长沙市岳麓山)

湖南省新华书店经销 湘乡市印刷厂印刷

787×1092 16开 10印张 216千字

1995年8月第1版 1996年1月第4次印刷

印数:37201—53230册

ISBN7—81031—440—8/H·027

定价:8.60元

前 言

《中学英语重点难点基点》这套书是为配合九年制义务教育初中英语教材《Junior English for China》一、二、三册的教和学而编写的。该书共三本（初一、初二、初三年级各一本）。为利于学生自学、教师指导和家长辅导，每本按原教科书的单元结构编写，与课文同步训练和检测，着重培养学生运用英语的能力。

这套书由湖南师大附中、长沙明德中学等一些有经验的中学英语教师和湖南师范大学、株州教育学院的英语教学法专家依据九年制义务教育初中英语教学大纲共同编写。

它具有以下特点：

1. 从“Junior English for China”教材中选定出每个单元的交际功能项目作为本书的重点；把听、说、读、写语言技能的培养作为难点；语音、词汇、语法知识作为基点。

2. 每个单元的布局合理，训练的题型多样，重视语言实践，加强练习和测试，注重智力开发，着力学生言语能力的培养。

3. 遵循教学规律，重点、难点、基点突出，内容安排循序渐进，力求知识复盖面广，复现率高。

4. 根据中学英语教学“综合训练，阶段侧重”的原则，本书在注重听、说、读、写全面训练的同时，侧重听、说（包括语音）能力的培养；为适合初中学生年龄和心理特点，通过图文并茂、情景直观及趣味教学，以激发学生的学习兴趣。

5. 设计编写了初中各个学期期末考试题（共六套）；而且，书中所有练习的答案及录音原文均附书后以供参考。

我们期望广大中学生打好扎实的英语语言知识基础，加强听、说、读、写基本技能的训练和培养，以把英语基础知识转化为运用英语进行初步交际的能力。

马寅初

一九九五年五月

CONTENTS

Unit	Page
1 Hello! What's your name?	1
2 Nice to meet you!	4
3 Can you spell it?	7
4 Numbers in English	11
5 What's this in English?	15
6 How old is he?	19
7 Is this your pencil-box?	23
8 Mainly revision	28
9 The new students	32
10 Where is it?	36
11 Come and meet the family!	41
12 What can you see?	45
13 What colour is it?	50
14 That's mine!	54
15 What's the time?	58
16 Mainly revision	62
Terminal Examination Paper (期考试卷)	66
17 Could you help me, please?	72
18 Look after your things!	77
19 Food and drink	81
20 Playing games	85
21 How many boats are there?	90
22 What are you doing?	94
23 Mainly revision	99
24 Let's go to school today!	103
25 Where are you from?	107
26 What do you like?	111
27 People and work	115
28 What time do you get up?	119
29 Shopping	123
30 Mainly revision	127
Terminal Examination Paper (期考试卷)	131
Answer Key	137

Unit 1

Hello! What's your name?

I. Communicative Items (交际功能项目)

1. Hello!
2. What is (What's) your name?
3. My name is....
4. How are you?
5. Fine, thank you.

II. Listening Practice (听力训练)

1. Listen to the tape, underline the letter you hear. (听录音, 在你所听到的字母下面划线)

- | | | | | | | | |
|------|---|---|---|------|---|---|---|
| 1) A | D | E | G | 2) c | e | j | g |
| 3) L | M | N | H | 4) i | j | f | d |
| 5) F | M | L | N | 6) k | l | i | h |

2. Listen to the tape, write down the letters you hear. (听录音, 写下你所听到的字母).

- | | |
|----------|----------|
| 1) _____ | 2) _____ |
| 3) _____ | 4) _____ |

3. Complete the following dialogue with what you hear on the tape. (听录音, 完成下列对话)

A: _____, Tom!

_____ are you?

B: _____, thank you, Jim. How are _____?

A: I'm fine, _____.

III. Speaking Practice (口头训练)

1. Talk about the following pictures orally in pairs. (两人一组看图口头完成对话)

- 1) H: Good morning, _____!

W: _____, Han Meimei.
Sit down, please.



Han Meimei

Mr. Wang

2) T: Hello, Mary! How are you?

M: Fine, _____.

Tom, How are you?

T: I'm _____, too.




Tom

Mary

3) T: Good morning, _____.

S: Good morning, _____.

T: Sit down, please.



2. Work in pairs: say hello to each other. (两人一组相互问好)

IV. Reading Practice (阅读训练)

1. Read aloud the following letters. (朗读下列字母)

A E I M B F J C G K D H L N

2. Read aloud the following short sentences. (朗读下列句子)

1) Good morning, class.

2) Hello, Jim.

3) How are you?

4) I am fine, thank you.

5) What's your name?

6) My name is Jim Green.

V. Writing Practice (笔头训练)

Correct the wrong spelling of the following letters. (改正字母拼写错误)



VI. Language Points Test (语言基点检测)

1. Sound recognition. (辨音: 下面哪些单词中划线字母 a 发该字母本身的音)
name class what thank _____

2. List all the expressions of greeting people which you've learned in this unit.

And then choose them to fill in the blanks. (列举本单元所学的问候语, 并选用其中适当的问候语完成下列三个小对话)

1) A: Good morning, class.

B: _____, teacher.

2) A: Hello, Jim!

B: _____, Tom!

3) A: _____?

B: I'm fine, thank you.

Communicative Items (交际功能项目)

1. I am ...
2. Are you ...?
3. Yes, I am. / No, I am not.
4. This is ...
5. Nice to meet you.
6. I'm O.K.

II. Listening Practice (听力训练)

1. Listen to the tape, underline the letter you hear. (听录音，在听到的字母下画横线)

- 1) O I J K L M N P Q R S T U V W X Y Z
- 2) W X Y Z
- 3) U V W X Y Z

2. Listen to the tape, write down the letter you hear. (听录音，写下听到的字母)

- 1) _____
- 2) _____
- 3) _____
- 4) _____

3. Complete the following dialogues with what you hear on the tape. (听录音，完成下列对话)

- 1) A: Hello! _____
B: Hello! _____
- 2) A: Hello! Are you in class?
B: _____
- 3) A: Hello! Are you Han Meiyang?
B: _____

Unit 2

Nice to meet you!

I. Communicative Items (交际功能项目)

1. I am.... (I'm....)
2. Are you...?
3. Yes, I am. /No, I'm not.
4. This is....
5. Nice to meet you.
6. I'm OK.

II. Listening Practice (听力训练)

1. Listen to the tape, underline the letter you hear. (听录音, 在你所听到的字母下面划线)

1) O Q I J

2) a r t e

3) S X W G

4) u w v z

5) Q U X G

6) z k v j

2. Listen to the tape, write down the letters you hear. (听录音, 写下你所听到的字母)

1) _____

2) _____

3) _____

4) _____

5) _____

6) _____

3. Complete the following dialogues with what you hear on the tape. (听录音, 完成下列对话)

1) A: Hello! My _____ is Tom.

B: Hello! I _____ Jim Green.

2) A: Hello! Are you Li Lei?

B: _____, I am.

3) A: Hello! Are you Han Meimei?

B: _____, I'm not.

4) A: _____ is Jim.

B: _____ to meet you.

5) A: How are you?

B: I'm _____.

6) A: Hello, Wei Hua.

B: Hello, Mr. Wang.

Nice to _____ you.

III. Speaking Practice (口头训练)

Talk about the following pictures orally in pairs. (两人一组看图口头完成对话)

1. K: Hello! My name is Kate Green.

L: _____! _____ is Li Lei.

K: How are you?

L: _____, _____ . And you?

K: I'm OK.



Kate Green


LiLei

2. L: Hello, Jim. This is Wei Hua.

J: _____, _____.

L: _____, Wei Hua. _____.

W: Hello, Jim.



Wei Hua

Jim

Li Lei

3. W: _____ ?

K: Yes, I am. Are you Jim?

W: No, _____ . I'm Wei Hua.



Kate Green

Wei Hua

4. W: Hello, Jim. Nice to meet you.

J: _____, Wei Hua. _____.



Wei Hua

Jim

IV. Reading Practice (阅读训练)

1. Read aloud the following letters. (朗读下列字母)

J C K L F G O Q V T
Z D W E I X Y P A U


S B H M N R

2. Read aloud the following sentences (朗读下列句子)

- 1) This is Jim.
- 2) Nice to meet you.
- 3) How are you?
- 4) Fine , thank you. And you?
- 5) Are you Wei Hua?
- 6) Yes, I am.
- 7) Are you Mr Wang?
- 8) No, I'm not.

V. Writing Practice (笔头训练)

Correct the wrong spelling of the following letters. (改正字母拼写错误)



VI. Language Points Test (语言基点检测)

1. Sound recognition. (辨音: 下面哪些单词中划线字母发该字母本身的音)

<u>n</u> ame	th <u>a</u> nk	H <u>e</u> llo	wh <u>e</u> re	_____
n <u>i</u> ce	is	d <u>o</u> wn	<u>O</u> K	_____

2. Find out these words. (请找出这些单词)

knife	ship	rose	hand	
chick	cake	bike	face	
C	A	K	E	K
R	H	A	N	D
O	P	I	H	S
S	F	A	C	E
E	K	I	B	K

3. Fill in the blanks with "am", "is" or "are". (用所给词填空)

- 1) I _____ here. Where _____ I?
- 2) You _____ here. Where _____ you?
- 3) It _____ here. Where _____ it?
- 4) My name _____ Jim Green. What _____ your name?
- 5) Hello, Jim. This _____ Kate.

Unit 3

Can you spell it?

I. Communicative Items (交际功能项目)

1. Can you spell your name?
2. Yes. P—O—double L—Y.
3. What's this in English?
4. It's....
5. How do you do?

I. Listening Practice (听力训练)

1. Listen to the tape, write down the letters you hear. (听录音, 写下你所听到的字母)
 - 1) _____ 2) _____
 - 3) _____ 4) _____
 - 5) _____ 6) _____
2. Listen to the tape, write down the words you hear. (听录音, 写下你所听到的单词)
 - 1) _____ 2) _____
 - 3) _____ 4) _____
 - 5) _____ 6) _____
3. Complete the following sentences with what you hear on the tape. (听录音, 完成下列句子)
 - 1) Good _____!
 - 2) _____ me!
 - 3) Are you Mr _____?
 - 4) My name is _____.
 - 5) What's your _____, please?
 - 6) Can you _____ it, please?
 - 7) This is my _____.
 - 8) What's _____ in English?

III. Speaking Practice (口头训练)

Pair work: Look at the pictures and ask each other questions according to the example. (两人一组看图进行问答练习)

Example: A: What's this in English?

B: It's a pen.

A: Can you spell it?

B: Yes, P-E-N, pen.



1. A: _____?

B: _____.

A: _____?

B: _____.

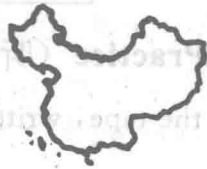


2. A: _____?

B: _____.

A: _____?

B: _____.



3. A: _____?

B: _____.

A: _____?

B: _____.

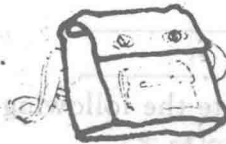


4. A: _____?

B: _____.

A: _____?

B: _____.



5. A: _____?

B: _____.

A: _____?

B: _____.



2. Complete the following dialogues orally in pairs. (两人一组完成下列对话)

1) A: Good morning.

B: _____

2) A: Good afternoon.

B: _____

3) A: How do you do?.

B: _____ ?

4) A: How are you.

B: _____ . How are you?

A: _____ .

5) A: Hello!

B: _____ !

IV. Reading Practice (阅读训练)

1. Read aloud the following letters and remember their meanings. (朗读下列缩写字母, 并记住其中文意义)

- | | | | |
|-------------|--------|-------------|---------|
| 1) A. M. | (上午) | 2) P. M. | (下午) |
| 3) WB | (世界银行) | 4) W. C. | (厕所) |
| 5) U. S. A. | (美国) | 6) U. N. | (联合国) |
| 7) U. K. | (联合王国) | 8) P. R. C. | (中国) |
| 9) TV | (电视) | 10) OK | (行, 好吧) |

2. Read the following dialogues in pairs loudly. (两人一组大声朗读对话)

1) A: What's your name, please?

B: My name's Sun Huimin.

A: Can you spell it, please?

B: Yes. S-U-N Sun, H-U-I-M-I-N Huimin.

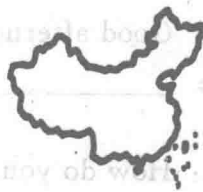
2) A: Excuse me! Are you Mr Green?

B: Yes, I am. How do you do?

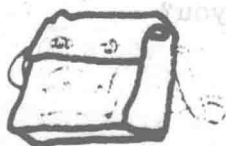
A: How do you do?

V. Writing Practice (笔头训练)

Write out English for the following things. (看图写英语单词)



1. _____ 2. _____ 3. _____



4. _____ 5. _____ 6. _____

VI. Language Points Test (语言基点检测)

1. Give the English for these. (中译英)

- | | | |
|--------------|--------------|--------------|
| 1) 请 _____ | 2) 下午 _____ | 3) 书包 _____ |
| 4) 老师 _____ | 5) 铅笔 _____ | 6) 钢笔 _____ |
| 7) 地图 _____ | 8) 书 _____ | 9) 课桌 _____ |
| 10) 拼写 _____ | 11) 英语 _____ | 12) 名字 _____ |

2. Give the Chinese for these. (英译中)

- | | | |
|---------------------|--------------------|---------------------|
| 1) my teacher _____ | 2) your name _____ | 3) Excuse me! _____ |
| 4) a map _____ | 5) my pen _____ | 6) in English _____ |
| 7) a pencil _____ | 8) a desk _____ | 9) your bag _____ |

3. Write out 26 English letters in alphabetical order. (按顺序写出26个英语字母)

1) Capital letters (大写字母)

2) Small letters (小写字母)

Unit 4

Numbers in English

I. Communicative Items (交际功能项目)

1. I'm in Row 1. I'm Number 2.
2. I am (I'm) 11. You are (You're) 12.
3. What class (grade, row) are you in?
4. What's... and...?
5. How old are you?

II. Listening Practice (听力训练)

1. Listen to the tape and write down the numbers. (听录音, 写数字)

1) _____ 2) _____ 3) _____ 4) _____ 5) _____
6) _____ 7) _____ 8) _____ 9) _____ 10) _____
11) _____ 12) _____ 13) _____ 14) _____ 15) _____

2. Listen to the tape and write down the numbers. (听录音, 写数字)

1) 812 _____ 2) _____ 728 _____ 3) 74 _____
4) 99 _____ 5) 6493 _____ 6) _____ 829 _____
7) _____ 954 _____ 8) 88 _____ 9) 20 _____

III. Speaking Practice (口头训练)

1. Say these numbers. (说出下列数字)

1) 0 1 2 3 4 5 6 7 8 9 10
2) 10 9 8 7 6 5 4 3 2 1 0
3) 10 11 12 13 14 15
4) 15 14 13 12 11 10

2. Pair work: Ask and answer according to the example. (两人一组进行问答练习)

Example: A: $6+4=?$

B: $6+4=10$

A: What's 6 and 4?

B: It's 10.

1) A: $3+5=?$

B: $3+5=8$

2) A: $6+6=?$

B: $6+6=12$

3) A: $8+7=?$

B: $8+7=15$

4) A: $7+2=?$

B: $7+2=9$

5) A: $8+3=?$

B: $8+3=11$

IV. Reading Practice (阅读训练)

1. Read these telephone numbers. (读出下列电话号码)

1)



234998

3)



630276

2. Read these car numbers. (读出下列车牌号码)

1)



2)

