

2013

CHINA YEARBOOK OF AGRICULTURAL PRICE SURVEY

中国农产品价格调查年鉴

国家统计局农村社会经济调查司 编

 中国统计出版社
China Statistics Press

2013

CHINA YEARBOOK OF AGRICULTURAL PRICE SURVEY

中国农产品价格调查年鉴

国家统计局农村社会经济调查司 编

 中国统计出版社
China Statistics Press

© 中国统计出版社 2013

版权所有。未经许可，本书的任何部分不得以任何方式在世界任何地区以任何文字翻印、拷贝、仿制或转载。

© 2013 China Statistics Press

All rights reserved. No part of the publication may be reproduced or transmitted in any form or by any means, electronic or mechanical, including photocopying, recording, or any information storage and retrieval system, without written permission from the publisher.

图书在版编目 (CIP) 数据

中国农产品价格调查年鉴. 2013 = China yearbook
of agricultural price survey 2013 : 汉英对照 /
国家统计局农村社会经济调查司编.
— 北京 : 中国统计出版社, 2013.10
ISBN 978-7-5037-6993-1

I. ①中… II. ①国… III. ①农产品—价格—统计资
料—中国—2013 一年鉴—汉、英 IV. ①F323.7-54

中国版本图书馆 CIP 数据核字 (2013) 第 237044 号

中国农产品价格调查年鉴—2013

CHINA YEARBOOK OF AGRICULTURAL PRICE SURVEY 2013

作 者 / 国家统计局农村社会经济调查司

责任编辑 / 许立舫

封面设计 / 杨燕超

出版发行 / 中国统计出版社

通信地址 / 北京市丰台区西三环南路甲 6 号 邮政编码 / 100073

电 话 / 邮购 (010) 63376909 书店 (010) 68783171

网 址 / <http://csp.stats.gov.cn>

印 刷 / 北京联兴盛业印刷有限公司

经 销 / 新华书店

开 本 / 880mm × 1230mm 1/16

字 数 / 500 千字

印 张 / 16.75

版 别 / 2013 年 10 月第 1 版

版 次 / 2013 年 10 月第 1 次印刷

定 价 / 148.00 元

如有印装差错, 由本社发行部调换。

《中国农产品价格调查年鉴—2013》

编辑委员会

顾 问 张为民

主 编 张淑英

副 主 编 黄秉信 王明华 徐志全

编 委 (以姓氏笔画为序)

万忠兵 余新华 李永强 侯 锐

浦 捍 钱春林 黄加才

编辑人员 钱春林 伍娟花 吕昱晨 李漫雪 曹 扬

执行编辑 李漫雪

《CHINA YEARBOOK OF AGRICULTURAL PRICE SURVEY—2013》

EDITORIAL BOARD AND STAFF

Counsellor: Zhang Weimin

Chairman: Zhang Shuying

Vice-chairman: Huang Bingxin Wang Minghua Xu Zhiquan

Editorial Board: (in order of strokes of Chinese surname)

Wan Zhongbing Yu Xinhua Li Yongqiang

Hou Rui Pu Han Qian Chunlin Huang Jiakai

Editorial Staff: Qian Chunlin Wu Juanhua Lv Yuchen Li Manxue

Cao Yang

Coordinator: Li Manxue

前言

一、编辑目的与作用

伴随我国市场经济体制的建立与完善，农村经济运行市场化步伐加快，市场机制在农产品流通与贸易中的基础作用日益显现，宏观决策和社会公众对农产品价格信息的需求与日俱增。为了适应这一新的形势，国家统计局农村社会经济调查系统发挥自身优势，逐步建立起完整的农产品价格调查体系，对农产品生产和流通全过程进行密切跟踪调查，全方位把握农产品价格走势，深入透视农产品生产、贸易和消费环节的分配关系和利益格局。汇编这些价格数据的目的是为了充分发挥农产品价格信息在分析研究我国农产品供给与需求、农产品市场竞争与产业结构调整、农民收入与居民消费等方面的独特作用，更好地服务于各级党政领导的“三农”决策，服务于关注农产品价格问题的研究机构和各界社会公众。

二、主要内容与资料调查方法

本书的内容主要包括统计图、农产品生产价格指数、农产品集贸市场价格、美国农产品生产价格四部分。农产品生产价格是农产品生产者农户和农场直接出售其产品时实际获得的单位产品价格，它是农产品集贸市场价格、批发价格和消费价格形成的基础和前提。农产品生产价格调查采用随机抽样的方法抽选调查网点，实行抽样调查。全国共抽选26000个农业生产经营单位，其中普通农户占三分之二，农业生产单位和生产大户占三分之一。调查内容涉及农、林、牧、渔四个大类，180种代表品。农产品集贸市场价格调查是对全国200个农产品主产县（市）35种农产品进行的集贸市场价格调查，旨在反映我国农产品主产区大宗农产品的交易价格和价格走势。美国农产品生产价格数据是在美国农业部发布的数据信息基础上整理而来，旨在为国

内外农产品生产价格的比较提供信息。

三、特别说明

本书在重点收录2012年农产品价格调查资料的同时,编发了2000年以来主要年份全国主要农产品的价格数据(全国汇总数据不含西藏)。生产价格指数以上年或上年同期价格为100。农产品集贸市场价格单位统一为元/公斤,价格数据保留两位小数;集贸市场价格走势分为环比和同比两个系列,环比以上月或上季度价格为100,同比以上年同月或同期价格为100。

为了及时反映全国农产品价格走势,我们将定期出版《中国农产品价格调查年鉴》。限于我们的经验和水平,书中疏漏在所难免,不妥之处敬请读者批评指正。

编者

2013年7月

Preface

I. Background and Purpose

Along with the establishment and improvement of the system of market economy in China, the market-oriented pace of the rural economy has been accelerated. The market plays more and more important role in production and trade of agricultural products. Therefore, the government and publics have increasingly more demand for the information on the prices of agricultural products. In order to fit in with this situation, Rural Survey Department of National Bureau of Statistics has been carrying out surveys on the prices of agricultural products to monitor the movement of the related prices and to maintain the agricultural accounting system, through its survey teams locating all over the country since 2003. The purpose of this book is to provide the price information of agricultural products to government agencies at various level, the research institutions, agricultural holdings as well as other publics for the decision-making and analyzing the supply and demand relations of the agricultural products, the market competition of agricultural products and the agricultural restructure, the farmers, income and consumption, etc.

II. Contents and Methodology

The contents of this book include: the chart of price movement of agricultural products, the producer prices index of agricultural products, the prices of the agricultural products at the rural market fairs, the prices received by farmers in US. The second part of this book is based on National Producer Price Survey of Agricultural Products. The producer price of the agricultural product is the price of the unit product, at which the producer of the agricultural product, i.e. the agricultural household or the farm, directly sells the product. The producer prices of agricultural products are the bases of the prices of the agricultural products at the rural market fairs as well as the wholesale prices and consumer prices. National Producer Prices Survey of agricultural products is a sample survey with its sample units selected with random sampling method. A total of 26000 units engaged in agricultural production have been selected in the whole country, in which the agricultural households ac-

count for two thirds and the farms account for one third. The survey covers 180 representative agricultural products in four categories of farming, forestry, livestock and fishery. The third part of this book is based on Survey of Agricultural Products Prices at Rural Market Fairs which is a survey on the prices of 35 agricultural products in 200 major producing counties and cities conducted for reflecting the trading prices of the staple agricultural products in the major producing areas and the change of these prices. The US price received by farmers is derived from the data released by USDA, which is to provide information that can be used to compare the domestic producer price of agricultural products with the international counterpart.

III.Additional Notes

While mainly presenting the survey data on the prices of agricultural products in 2012, this book also releases the series data on the prices of main agricultural products in China since 2000 (The country's aggregated date excludes Tibet). The producer price indices take the prices in the preceding year or the prices at the same period of preceding year as 100. The unit of the prices of agricultural products at rural market fairs is unified to be Yuan/kg and two decimals are kept for the price data. The data on the change of the prices of agricultural products at rural market fairs are classified into two series, namely the chain indices and the fixed base indices. The chain indices take the prices of the previous month or quarter as 100 while the fixed base indices take the prices of the same month or same period in the preceding year as 100.

In order to better reflect the change of the prices of agricultural products in China, we will periodically publish the China Yearbook of Agricultural Price Survey. Limit to our experiences and knowledge, some slips are inevitable in the book. We warmly welcome the comments or suggestion from our readers.

The Editor
Beijing
Jul.2013

目 录

前 言

Preface

第一部分 统计图

Part I Chart of Price Movement

1-1	农产品生产价格指数走势图	3
	Chart of Indices of the Producer Prices of Agricultural Products	
1-2	农产品集贸市场价格走势图	15
	Chart of Prices of Agricultural Products at the Rural Market Fairs	
1-3	美国农产品生产价格走势图	24
	Chart of US Prices of Agricultural Products	

第二部分 农产品生产价格指数

Part II Producer Price Indices of Agricultural Products

2-1	全国农产品生产价格总指数(以上年为100)	31
	Producer Price Indices of Agricultural Products (preceding year=100)	
2-2	全国农产品生产价格总指数(以1978年为100)	32
	Producer Price Indices of Agricultural Products (1978=100)	
2-3	全国农产品生产价格总指数(以1995年为100)	33
	Producer Price Indices of Agricultural Products (1995=100)	
2-4	全国农产品生产价格总指数(以2000年为100)	34
	Producer Price Indices of Agricultural Products (2000=100)	
2-5	全国主要农产品生产价格指数	35
	Producer Price Indices of Main Agricultural Products	
2-6	全国主要农产品分季度生产价格指数	36
	Producer Price Indices of Agricultural Products by Quarter	
2-7	全国分品种农产品生产价格指数	38
	Producer Price Indices of Agricultural Products by Category	
2-8	全国农产品生产价格指数(第一季度)	45
	Producer Price Indices of Agricultural Products in First Quarter	
2-9	全国农产品生产价格指数(第二季度)	52
	Producer Price Indices of Agricultural Products in Second Quarter	
2-10	全国农产品生产价格指数(第三季度)	59
	Producer Price Indices of Agricultural Products in the Third Quarter	
2-11	全国农产品生产价格指数(第四季度)	66
	Producer Price Indices of Agricultural Products in the Fourth Quarter	
2-12	各地区农产品生产价格总指数	73
	Producer Price Indices of Agricultural Products by Region	

2-13	各地区种植业产品生产价格指数	74
	Producer Price Indices of Crop Products by Region	
2-14	各地区林业产品生产价格指数	75
	Producer Price Indices of Forestry Products by Region	
2-15	各地区饲养动物及其产品生产价格指数	76
	Producer Price Indices of Livestock Products by Region	
2-16	各地区渔业产品生产价格指数	77
	Producer Price Indices of Fishery Products by Region	
2-17	各地区种植业产品生产价格分类指数	78
	Producer Price Indices of Crop Products by Region and Category	
2-18	各地区林业产品生产价格分类指数	119
	Producer Price Indices of Forestry Products by Region and Category	
2-19	各地区饲养动物及其产品生产价格分类指数	122
	Producer Price Indices of Livestock Products by Region and Category	
2-20	各地区渔业产品生产价格分类指数	129
	Producer Price Indices of Fishery Products by Region and Category	

第三部分 农产品集贸市场价格

Part III Prices of Agricultural Products at the Rural Market Fairs

3-1	全国农产品集贸市场年度价格及走势	145
	Annual RMF Prices of Agricultural Products	
3-2	全国农产品集贸市场季度价格及走势(第一季度)	148
	Quarterly RMF Prices of Agricultural Products (1st quarter)	
3-3	全国农产品集贸市场季度价格及走势(第二季度)	150
	Quarterly RMF Prices of Agricultural Products (2nd quarter)	
3-4	全国农产品集贸市场季度价格及走势(第三季度)	152
	Quarterly RMF Prices of Agricultural Products (3rd quarter)	
3-5	全国农产品集贸市场季度价格及走势(第四季度)	154
	Quarterly RMF Prices of Agricultural Products (4th quarter)	
3-6	全国农产品集贸市场月度价格及走势(1月份)	156
	Monthly RMF Prices of Agricultural Products (Jan.)	
3-7	全国农产品集贸市场月度价格及走势(2月份)	158
	Monthly RMF Prices of Agricultural Products (Feb.)	
3-8	全国农产品集贸市场月度价格及走势(3月份)	160
	Monthly RMF Prices of Agricultural Products (Mar.)	
3-9	全国农产品集贸市场月度价格及走势(4月份)	162
	Monthly RMF Prices of Agricultural Products (Apr.)	
3-10	全国农产品集贸市场月度价格及走势(5月份)	164
	Monthly RMF Prices of Agricultural Products (May)	
3-11	全国农产品集贸市场月度价格及走势(6月份)	166
	Monthly RMF Prices of Agricultural Products (Jun.)	
3-12	全国农产品集贸市场月度价格及走势(7月份)	168
	Monthly RMF Prices of Agricultural Products (Jul.)	
3-13	全国农产品集贸市场月度价格及走势(8月份)	170
	Monthly RMF Prices of Agricultural Products (Aug.)	
3-14	全国农产品集贸市场月度价格及走势(9月份)	172
	Monthly RMF Prices of Agricultural Products (Sep.)	
3-15	全国农产品集贸市场月度价格及走势(10月份)	174
	Monthly RMF Prices of Agricultural Products (Oct.)	
3-16	全国农产品集贸市场月度价格及走势(11月份)	176
	Monthly RMF Prices of Agricultural Products (Nov.)	
3-17	全国农产品集贸市场月度价格及走势(12月份)	178
	Monthly RMF Prices of Agricultural Products (Dec.)	

3-18	全国农产品集贸市场月度价格及走势 (2012年1月)	180
	Monthly RMF Prices of Agricultural Products (Jan.2012)	
3-19	全国农产品集贸市场月度价格及走势 (2012年2月)	181
	Monthly RMF Prices of Agricultural Products (Feb.2012)	
3-20	全国农产品集贸市场月度价格及走势 (2012年3月)	182
	Monthly RMF Prices of Agricultural Products (Mar.2012)	
3-21	全国农产品集贸市场月度价格及走势 (2012年4月)	183
	Monthly RMF Prices of Agricultural Products (Apr.2012)	
3-22	全国农产品集贸市场月度价格及走势 (2012年5月)	184
	Monthly RMF Prices of Agricultural Products (May 2012)	
3-23	全国农产品集贸市场月度价格及走势 (2012年6月)	185
	Monthly RMF Prices of Agricultural Products (Jun.2012)	
3-24	全国农产品集贸市场月度价格及走势 (2012年7月)	186
	Monthly RMF Prices of Agricultural Products (Jul.2012)	
3-25	全国农产品集贸市场月度价格及走势 (2012年8月)	187
	Monthly RMF Prices of Agricultural Products (Aug.2012)	
3-26	全国农产品集贸市场月度价格及走势 (2012年9月)	188
	Monthly RMF Prices of Agricultural Products (Sep.2012)	
3-27	全国农产品集贸市场月度价格及走势 (2012年10月)	189
	Monthly RMF Prices of Agricultural Products (Oct.2012)	
3-28	全国农产品集贸市场月度价格及走势 (2012年11月)	190
	Monthly RMF Prices of Agricultural Products (Nov.2012)	
3-29	全国农产品集贸市场月度价格及走势 (2012年12月)	191
	Monthly RMF Prices of Agricultural Products (Dec.2012)	
3-30	2012年各地区农产品集贸市场价格	192
	Annual RMF Prices of Agricultural Products by Region (2012)	

第四部分 美国农产品生产价格

Part IV The US Prices of Agricultural Products


4-1	月度美国农产品生产价格指数	201
	Index of Prices Received of Agricultural Products by Month	
4-2	1月份美国部分农产品生产价格	202
	The US Prices Received of Agricultural Products in Jan.	
4-3	2月份美国部分农产品生产价格	203
	The US Prices Received of Agricultural Products in Feb.	
4-4	3月份美国部分农产品生产价格	204
	The US Prices Received of Agricultural Products in Mar.	
4-5	4月份美国部分农产品生产价格	205
	The US Prices Received of Agricultural Products in Apr.	
4-6	5月份美国部分农产品生产价格	206
	The US Prices Received of Agricultural Products in May	
4-7	6月份美国部分农产品生产价格	207
	The US Prices Received of Agricultural Products in Jun.	
4-8	7月份美国部分农产品生产价格	208
	The US Prices Received of Agricultural Products in Jul.	
4-9	8月份美国部分农产品生产价格	209
	The US Prices Received of Agricultural Products in Aug.	
4-10	9月份美国部分农产品生产价格	210
	The US Prices Received of Agricultural Products in Sep.	
4-11	10月份美国部分农产品生产价格	211
	The US Prices Received of Agricultural Products in Oct.	

4-12	11月份美国部分农产品生产价格	212
	The US Prices Received of Agricultural Products in Nov.	
4-13	12月份美国部分农产品生产价格	213
	The US Prices Received of Agricultural Products in Dec.	

附录 全国农产品价格调查方案

Appendix Programmes for the Survey of the Prices of Agricultural Products

农产品生产价格调查与指数编报方案	217
Programme for the Survey of the Producer Prices of Agricultural Products and for the	
Calculation of the Price Indices	
农产品集贸市场价格调查方案	224
Programme for the Survey of the Prices of Agricultural Products at the Rural Market Fairs	
农产品参考目录	228
Reference Catalogue of Agricultural Products	



统计图

Chart of Price Movement

1-1 农产品生产价格指数走势图

Chart of Indices of the Producer Prices of Agricultural Products

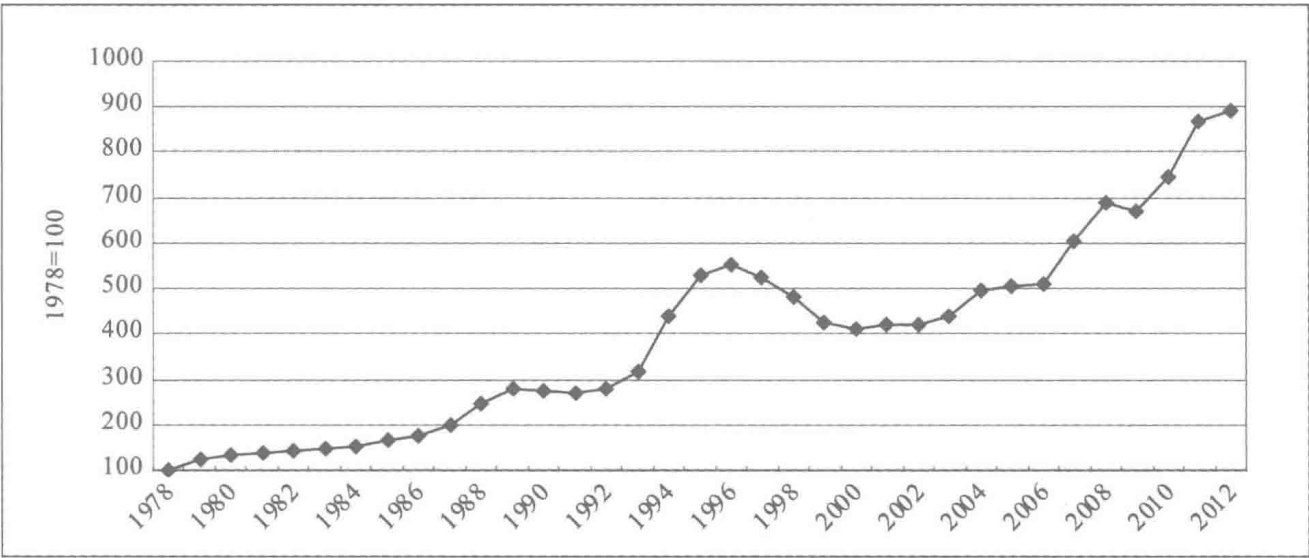


图 1 1978—2012 年农产品生产价格总指数

Annual Overall Indices of Producer Prices of Agricultural Products

(1978—2012)

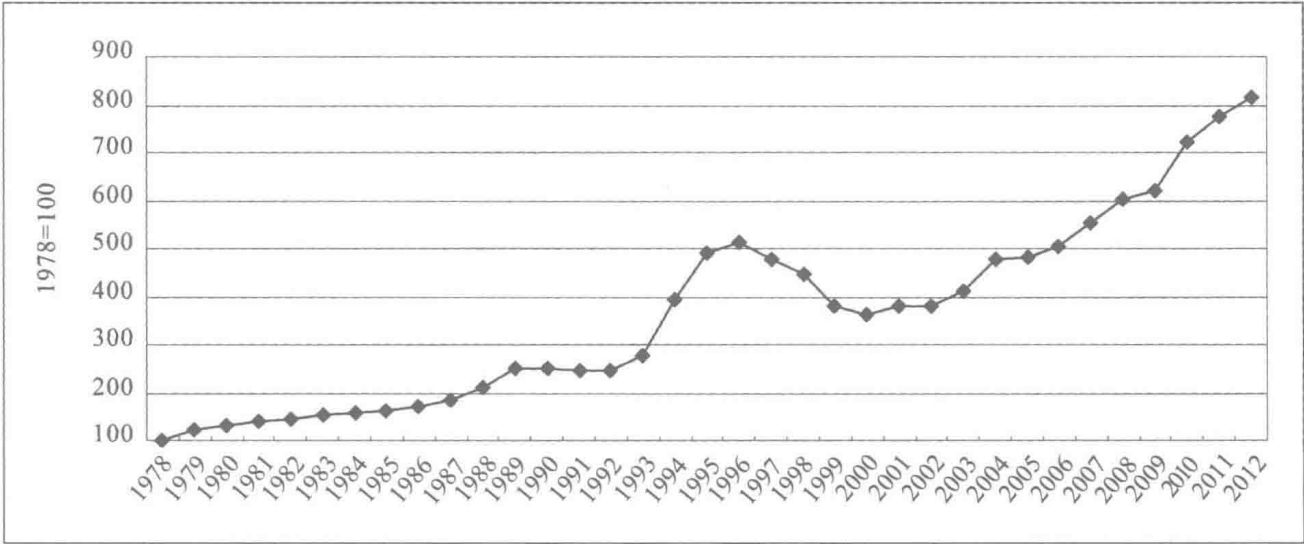


图 2 1978—2012 年种植业产品生产价格指数

Annual Indices of Producer Prices of Crop Products

(1978—2012)

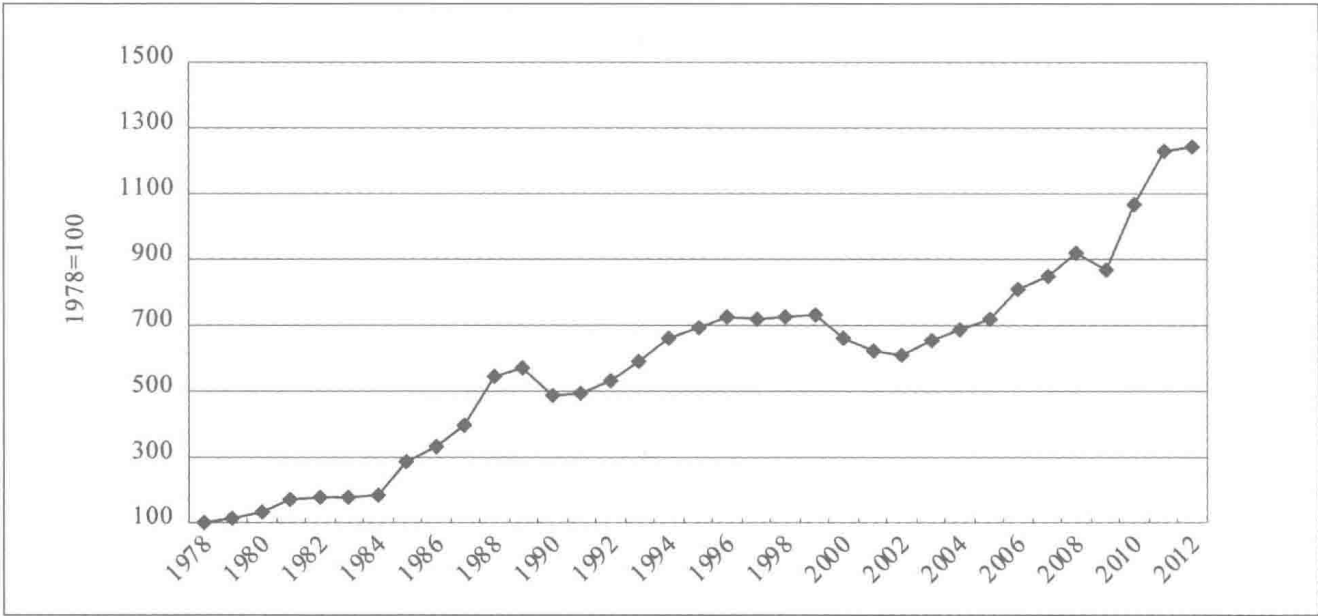


图3 1978—2012年林业产品生产价格指数
Annual Indices of Producer Prices of Forestry Products
(1978—2012)

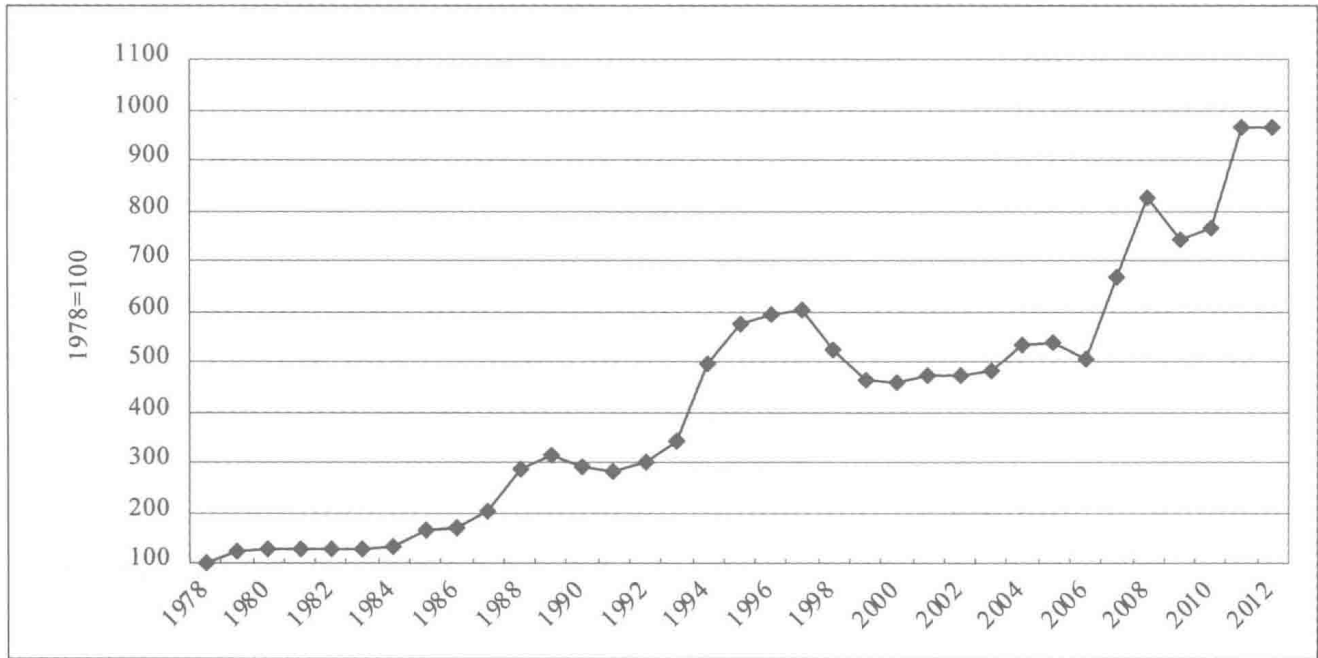


图4 1978—2012年饲养动物及其产品生产价格指数
Annual Indices of Producer Prices of Livestock Products
(1978—2012)