



广州统计 年鉴2011

GUANGZHOU STATISTICAL YEARBOOK



广州市统计局 编
国家统计局广州调查队

Guangzhou Municipal Statistics Bureau
Guangzhou Survey Office of National Bureau of Statistics



中国统计出版社
China Statistics Press

广州统计年鉴

GUANGZHOU STATISTICAL YEARBOOK

2011

(总第23期 NO. 23)

广州市统计局 编
国家统计局广州调查队

Guangzhou Municipal Statistics Bureau
Guangzhou Survey Office of National Bureau of Statistics



中国统计出版社
China Statistics Press

(京)新登字041号

© 中国统计出版社。

版权所有。未经许可，本书的任何部分不得以任何方式在世界任何地区以任何文字翻印、拷贝、仿制或转载。

Copyright © CHINA STATISTICS PRESS

All rights reserved. No part of the publication may be reproduced or transmitted in any form or by any means, electronic or mechanical, including photocopying, recording, or any information storage and retrieval system, without written permission from the publisher.

图书在版编目(CIP)数据

广州统计年鉴. 2011 / 广州市统计局, 国家统计局广州调查队 编.
- 北京: 中国统计出版社, 2011. 8
ISBN 978-7-5037-6325-0/C. 2544

- I. ①广…
- II. ①广… ②国…
- III. ①统计资料—广州市—2011—年鉴
- IV. ①C832. 651-54

中国版本图书馆CIP数据核字(2011)第165170号

广州统计年鉴-2011

作 者 / 广州市统计局 国家统计局广州调查队

责任编辑 / 余竞雄

责任校对 / 林穗子

封面设计 / 广州市道祺广告有限公司

出版发行 / 中国统计出版社

通信地址 / 北京市西城区月坛南街57号

办公地址 / 北京市丰台区西三环南路甲6号

邮 编 / 100826

电 话 / (010)63376907

E-mail / yearbook@gj.stats.cn

印 刷 / 广州华南印刷厂

经 销 / 新华书店

开 本 / 880×1230 毫米 1/16

字 数 / 1480千字

印 张 / 41.06

版 别 / 2011 年8月第 1 版


版 次 / 2011 年8月第 1 次印刷

书 号 / ISBN 978-7-5037-6325-0/C. 2544

定 价 / 360.00元

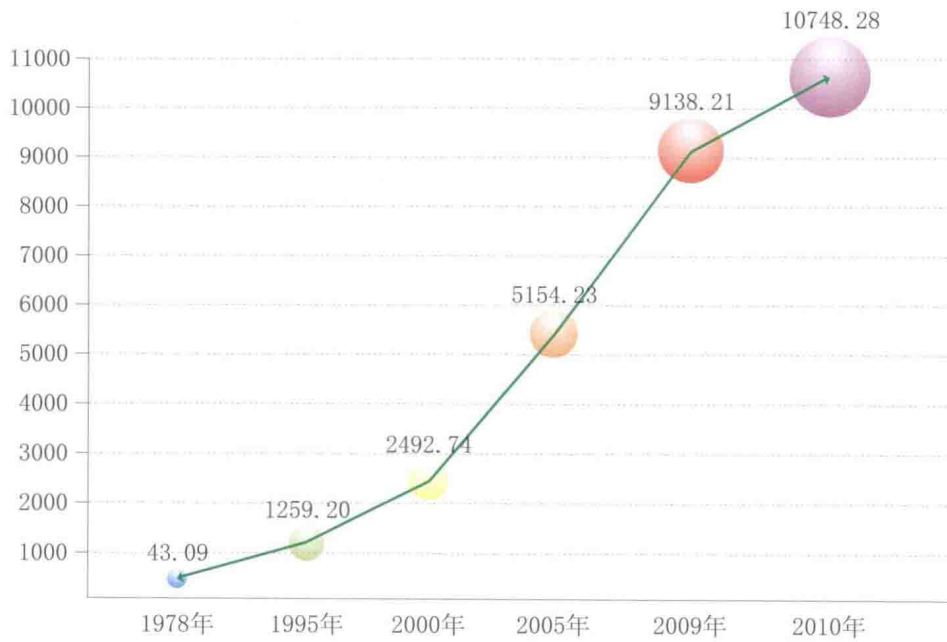
中国统计版图书，版权所有，侵权必究。

中国统计版图书，如有印装错误，本社发行部负责调换。

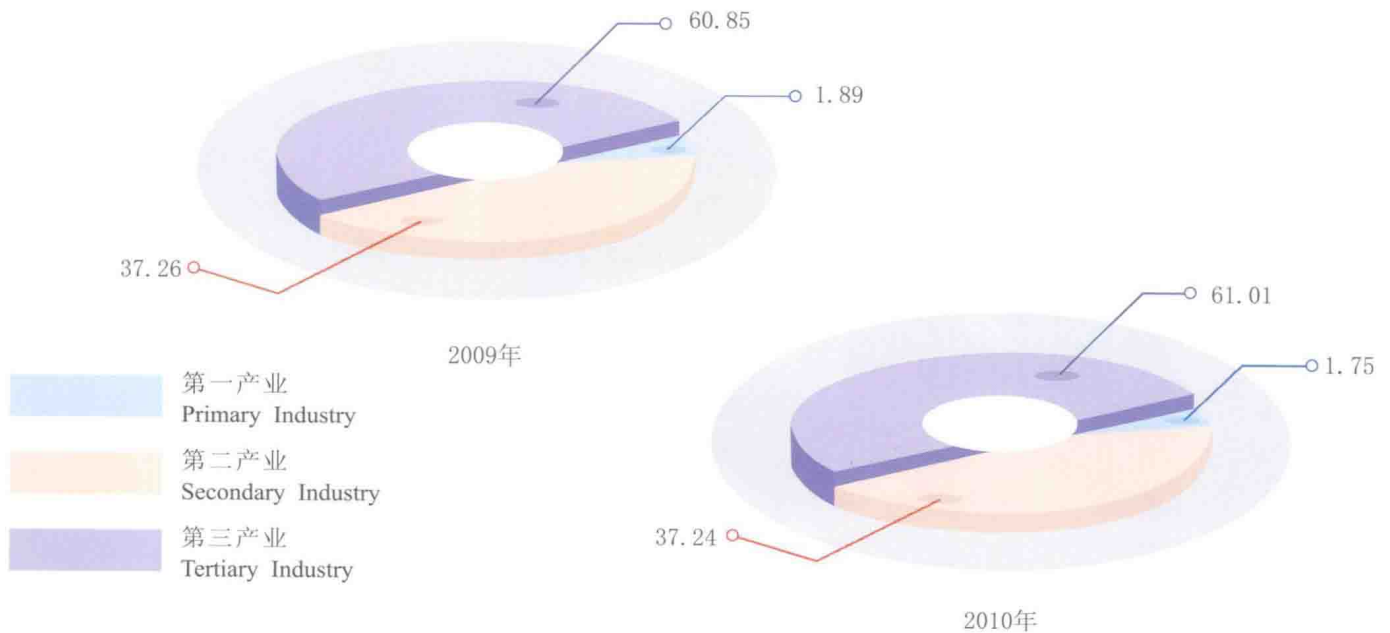


综合
GENERAL SURVEY

地区生产总值 (亿元)
[Gross Domestic Product (100 million yuan)]



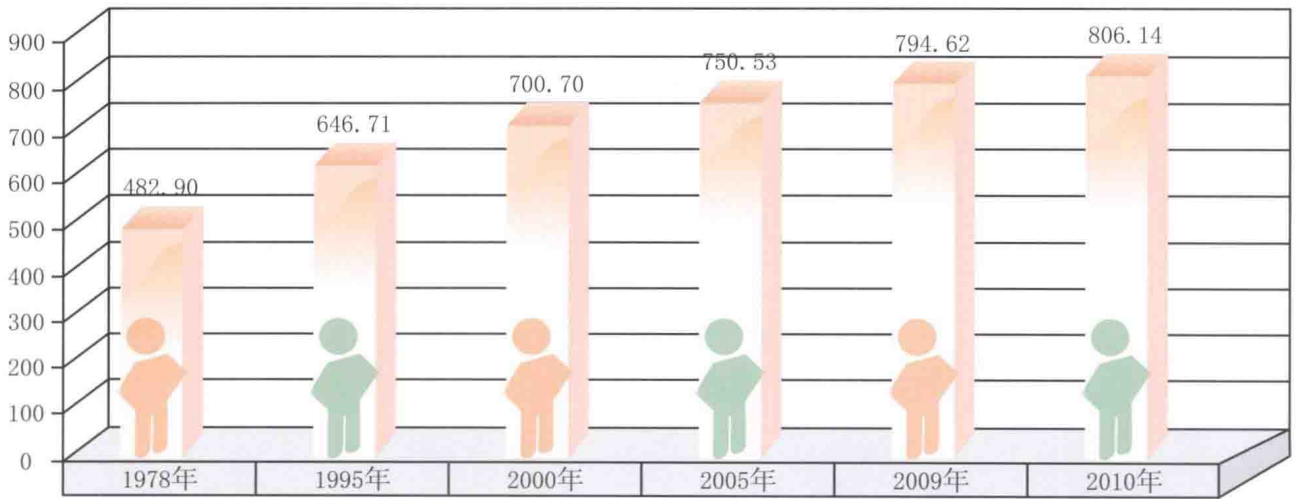
地区生产总值构成 (%)
[Proportions in GDP (%)]



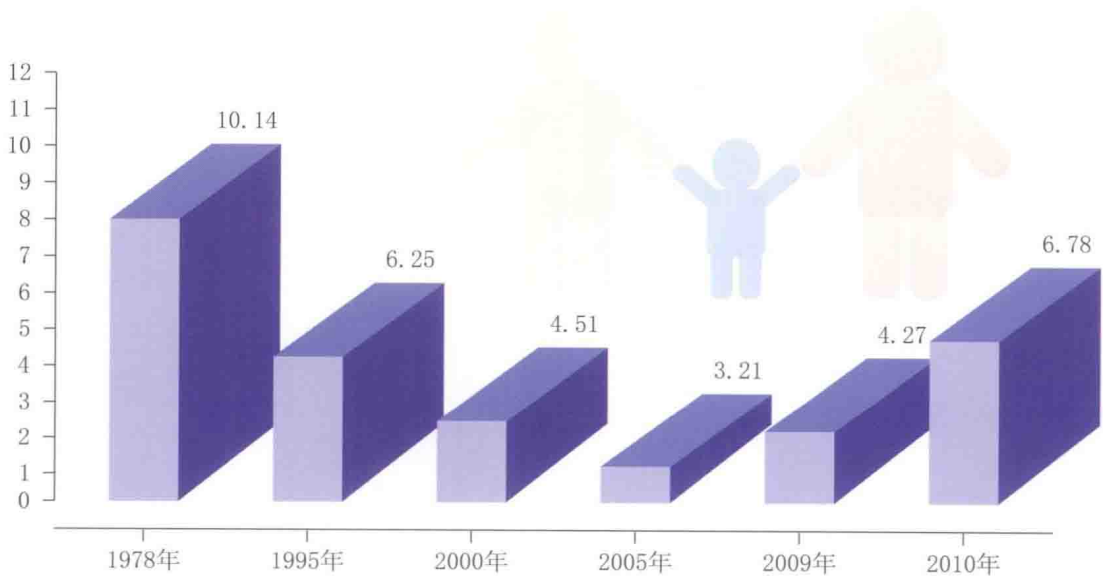


人口
POPULATION

□ 年末户籍总人口 (万人)
[Total Registered Permanent Residents at Year-end (10000 persons)]



□ 人口自然增长率 (%)
[Natural Growth Rate of Population (%)]





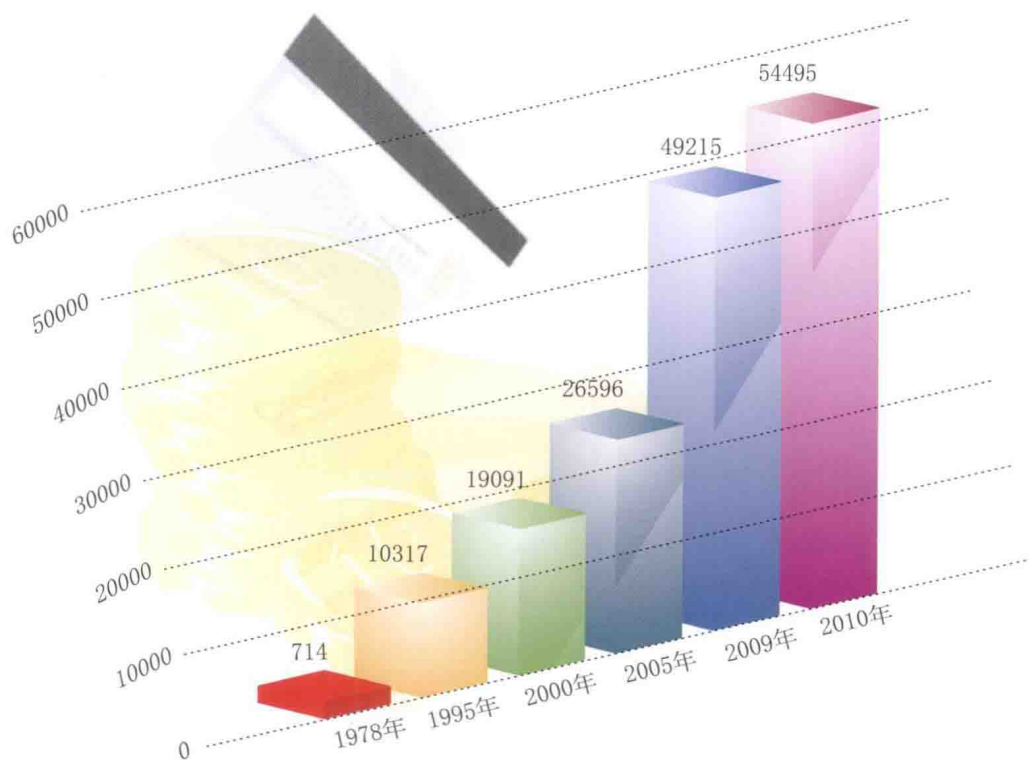
从业人员和职工工资


EMPLOYMENT AND WAGES

- 社会从业人员 (万人)
[Number of Employed Persons (10000 persons)]



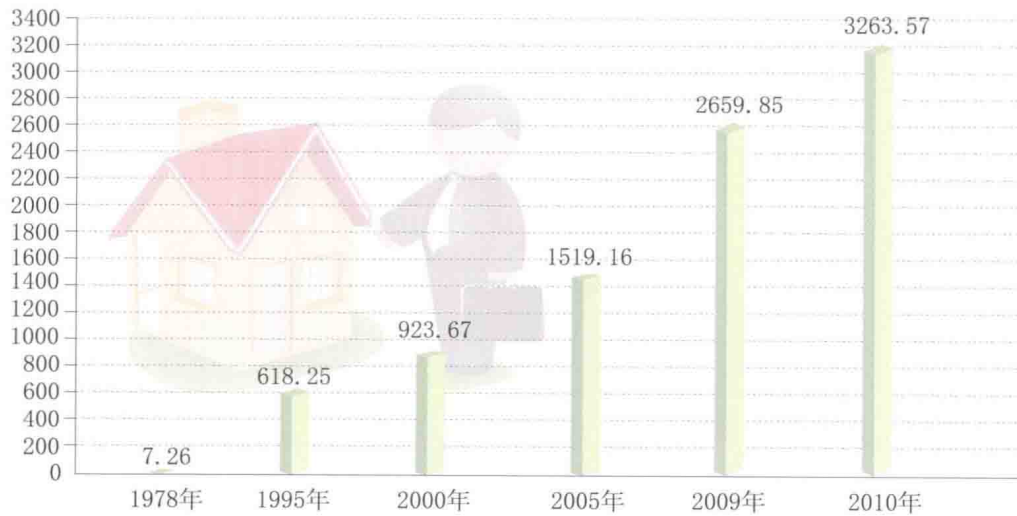
- 城镇单位职工年平均工资 (元)
[Average Annual Wages of Staff and Workers in Urban Units (yuan)]



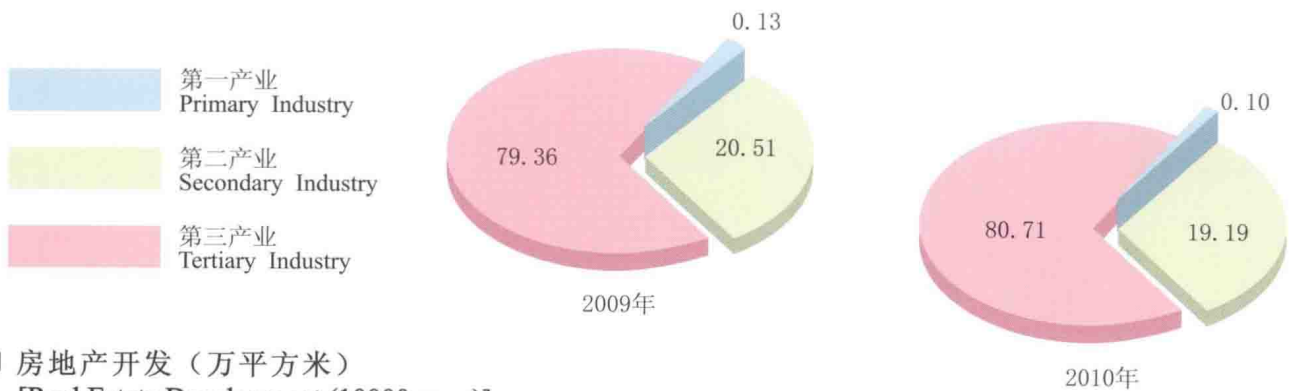


固定资产投资 INVESTMENT IN FIXED ASSETS

□ 全社会固定资产投资额（亿元）
[Total Investment in Fixed Assets (100 million yuan)]



□ 固定资产投资额三次产业构成（%）
[Compositions of Investment in Fixed Assets Classified by Three Strata of Industries (%)]



□ 房地产开发（万平方米）
[Real Estate Development (10000 sq.m)]

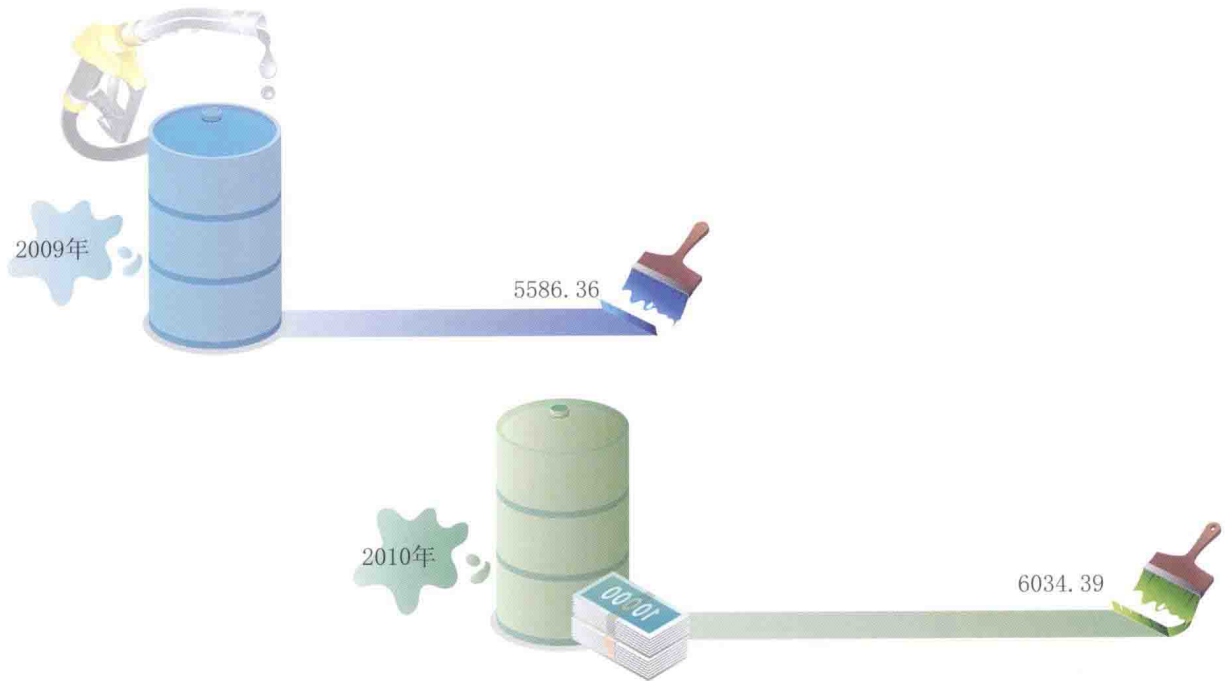





能源生产和消费

PRODUCTION AND CONSUMPTION OF ENERGY

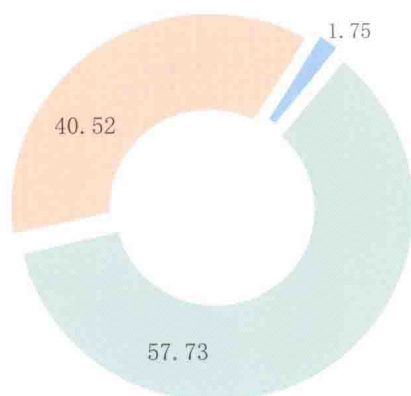
能源消费总量 (万吨标准煤) [Total Energy Consumption (10000 tons of SCE)]



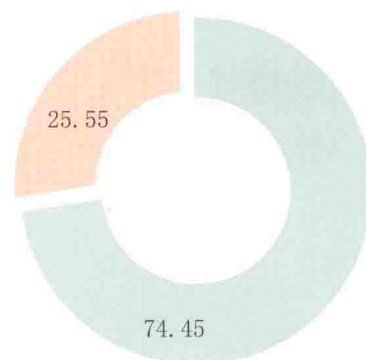
能源消费总量构成 (%) (2010年) [Proportions of Total Energy Consumption (%) (2010)]



生产消费
Production Consumption



生活消费
Living Consumption





年份	资产	存款	贷款	存款	贷款	存款	存款	存款
1 工商银行	600015	871	810	801	798	8.87	66822	0.74
2 建设银行	601166	891	841	798	788	8.88	68279	1.23
3 农业银行	600001	1000	1011	1450	1400	8.91	57519	1.11
4 中国银行	602142	738	698	745	705	7.93	35965	1.24
5 浦发银行	600000	1478	1389	1900	1914	7.88	178451	1.22
6 北京银行	601169	850	800	895	878	6.80	48768	1.34
7 南京银行	601009	987	915	978	935	6.87	24013	1.03
8 中信银行	601988	830	813	880	810	6.85	10398	1.28
9 招商银行	600036	1183	1228	1377	1373	6.88	13019	1.15
10 民生银行	600016	867	826	880	821	6.92	73821	1.08
11 交通银行	601328	518	489	528	492	5.92	26786	1.38
12 建设银行	601359	887	827	850	821	4.88	40823	1.13
13 工商银行	601398	418	394	415	391	5.89	80074	1.43
14 中国银行	601988	349	337	348	329	5.88	32003	1.15

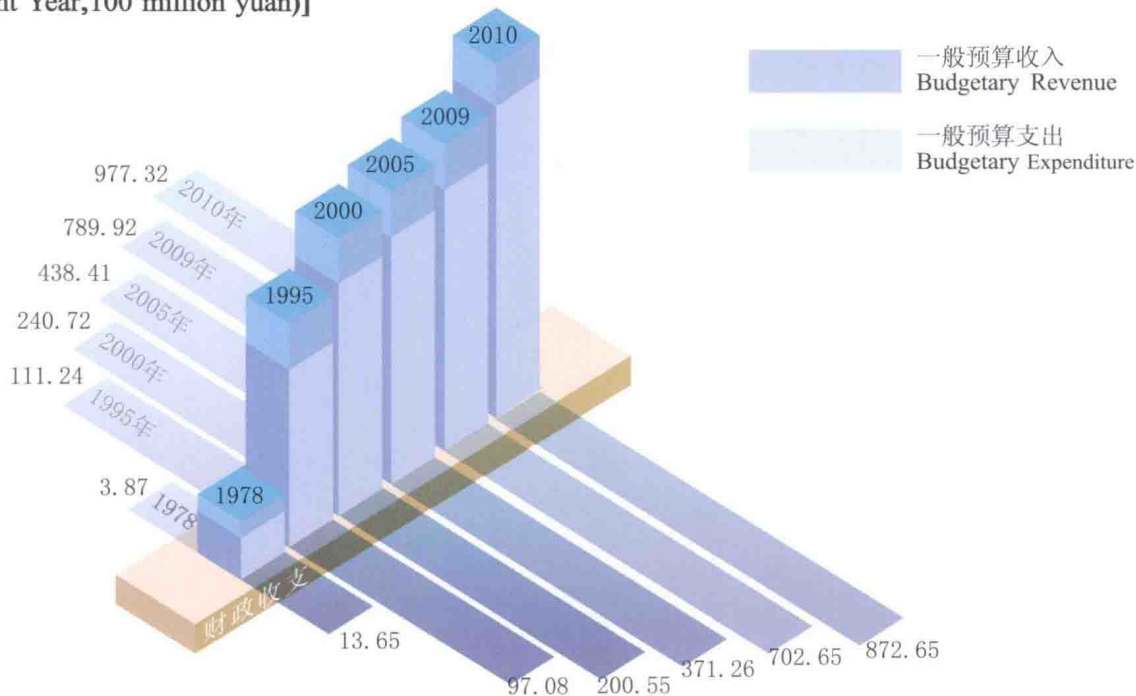


财政、金融和保险

GOVERNMENT FINANCE, BANKING AND INSURANCE

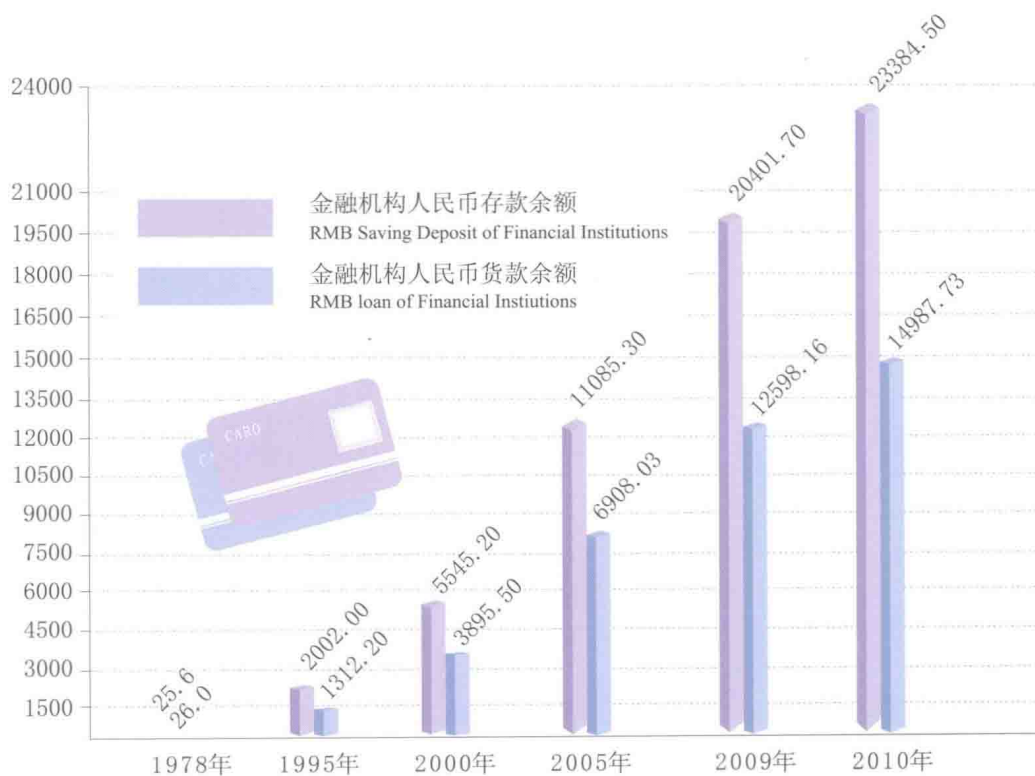
财政收支 (按当年口径、亿元)

[Revenue and Expenditure of Local Government (at the Coverage of Current Year, 100 million yuan)]



金融机构人民币存、贷款余额 (亿元)

[RMB Saving Deposit and Loan of Financial Institutions (100 million yuan)]

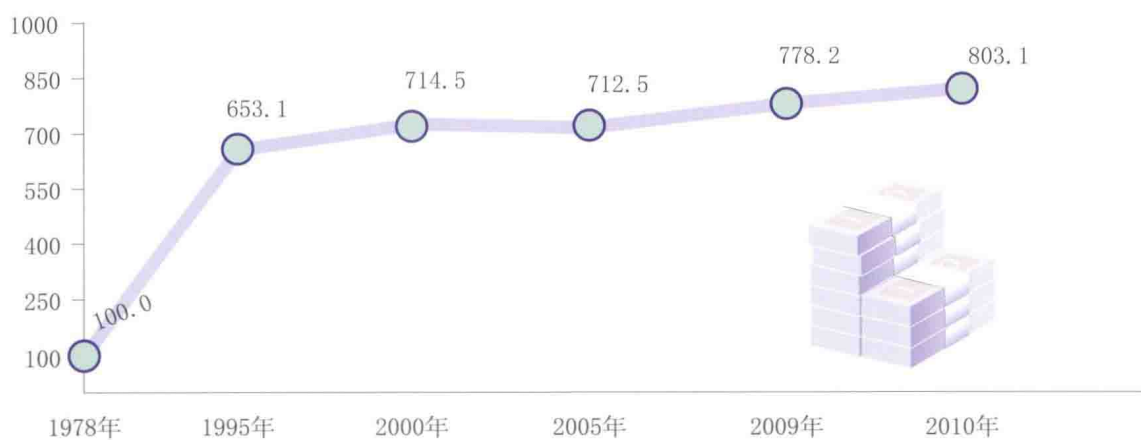




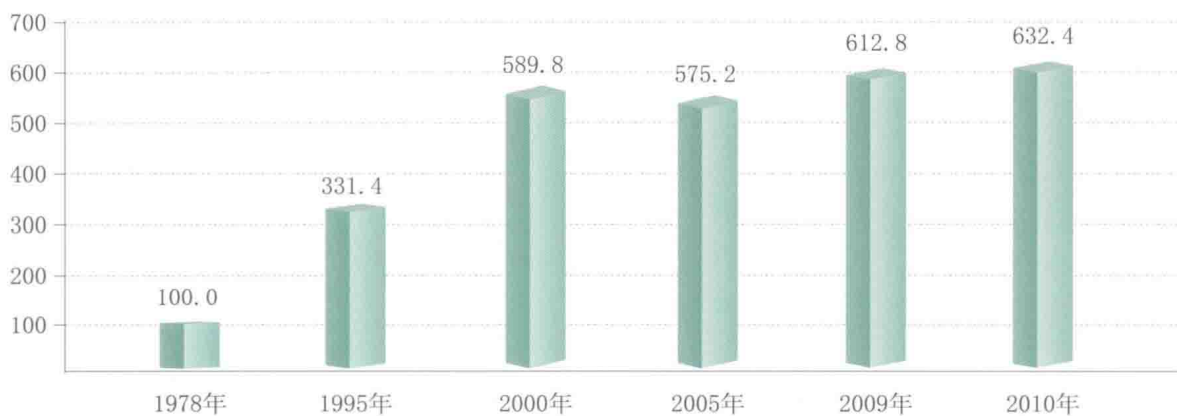
物价指数

PRICE INDICES

- 城市居民消费价格指数（以1978年价格为100）
[Urban Residents Consumer Price Indices (the price of 1978=100)]

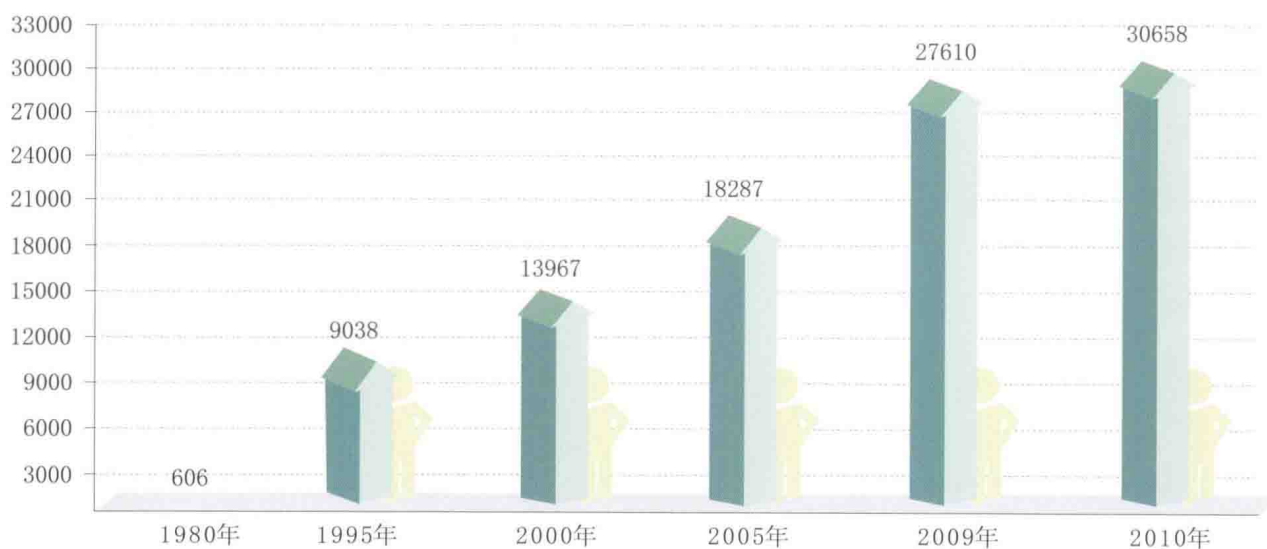


- 城市商品零售价格指数（以1978年价格为100）
[Urban Retail Price Indices in Main Years (the price of 1978=100)]

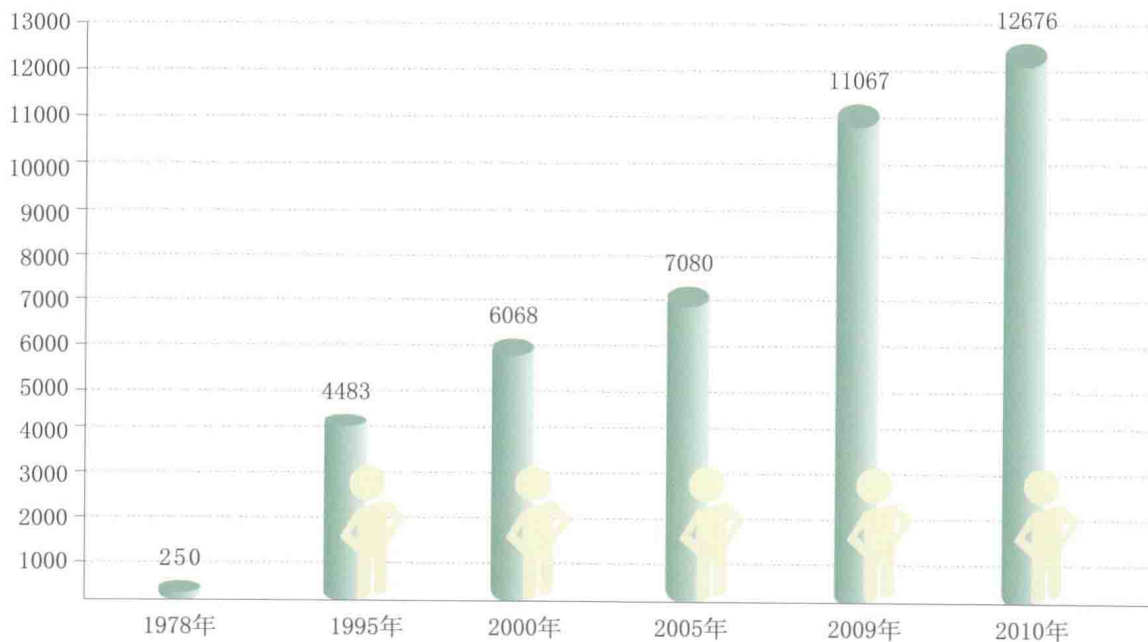





□ 城市居民年人均可支配收入（元）
[Per Capita Annual Disposable Income of Urban Residents (yuan)]

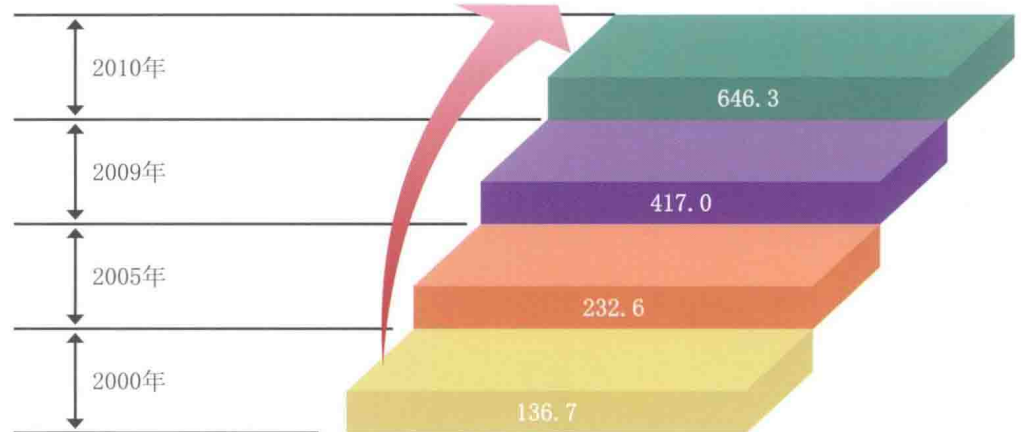


□ 农村居民年人均纯收入（元）
[Per Capita Annual Net Income of Rural Residents (yuan)]

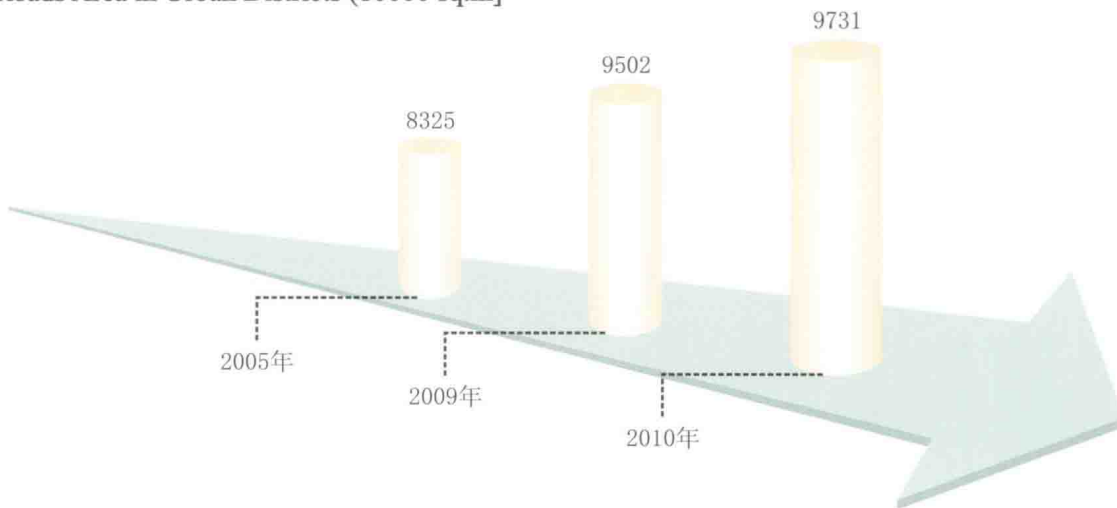




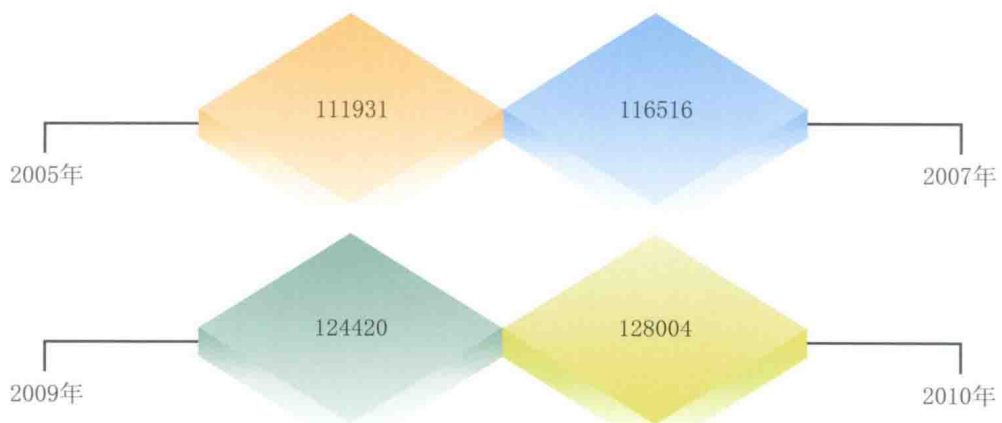
城市市政公用设施建设固定资产投资 (亿元)
[Investment in Fixed Assets in Public Facilities in Urban Districts (100 million yuan)]



城市道路面积 (万平方米)
[Roads Area in Urban Districts (10000 sq.m)]



绿地面积 (公顷)
[Area of Green Areas (hectare)]

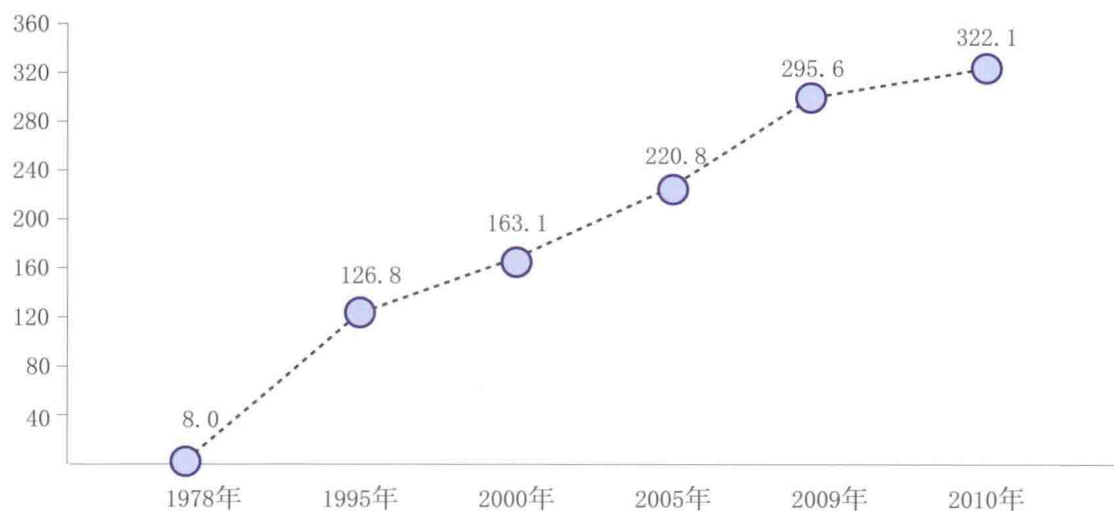




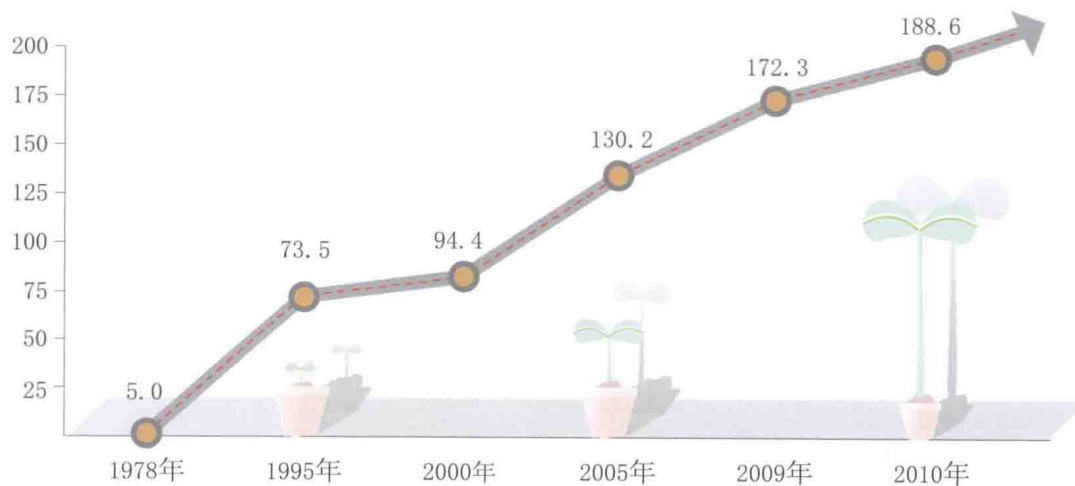
农业
AGRICULTURE

□ 农、林、牧、渔业总产值及增加值 (亿元)
[Gross Output Value and Added Value of Agriculture (100 million yuan)]

农、林、牧、渔业总产值
Gross Output Value of Agriculture

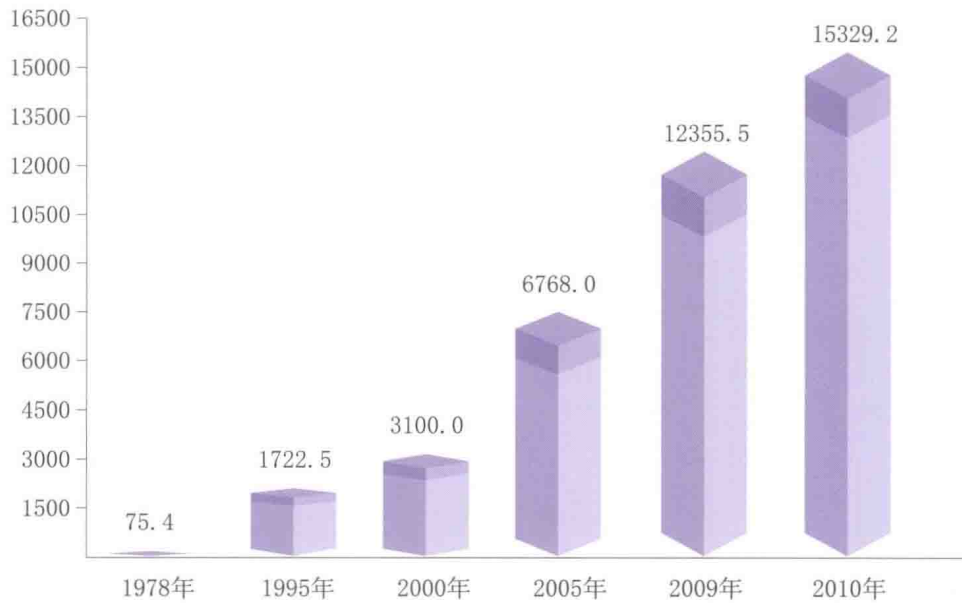


农、林、牧、渔业增加值
Added Value of Agriculture





工业总产值（亿元）
[Gross Output Value of Industry (100 million yuan)]



规模以上工业总产值构成 (%) (2010)
[Proportions in Gross Output Value of Industry Enterprises above Designated size (%) (2010)]



按轻重工业分
by Light and Heavy Industries



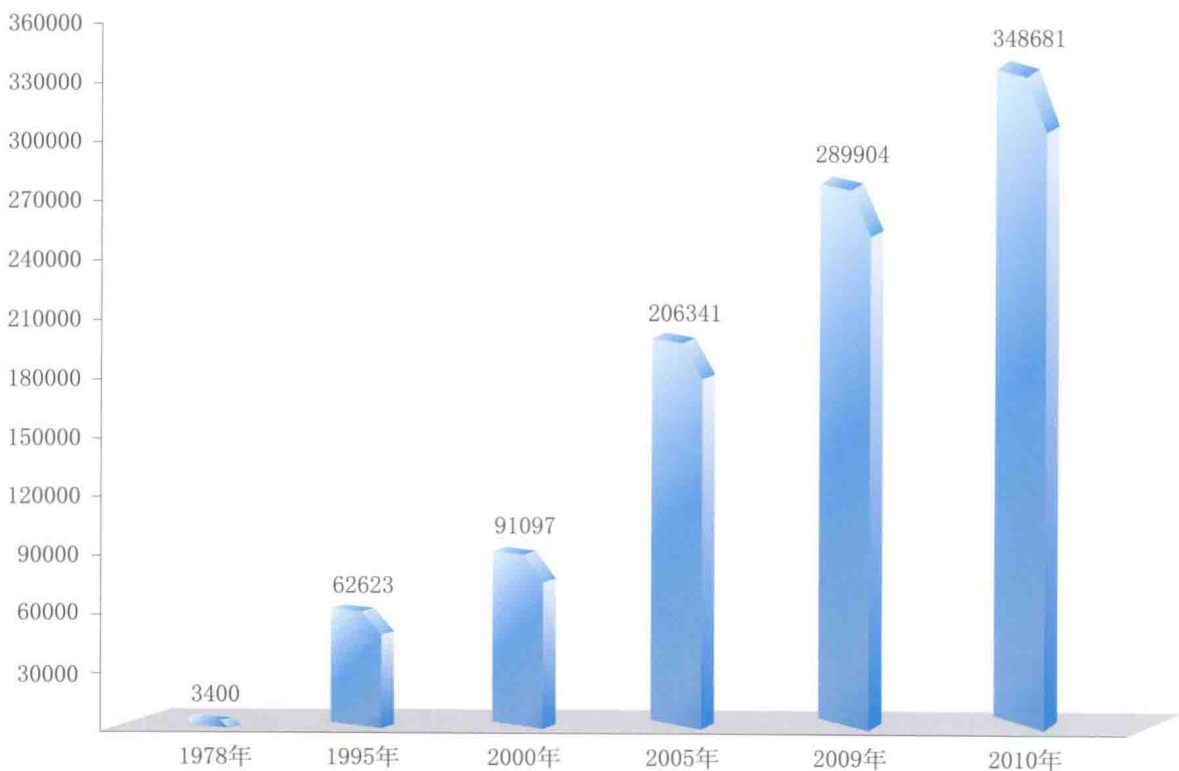
建筑业

CONSTRUCTION

□ 建筑业总产值 (亿元)
[Gross Output Value (100 million yuan)]



□ 建筑业企业全员劳动生产率 (元/人)
[Overall Labor Productivity of Construction Enterprises (yuan/person)]

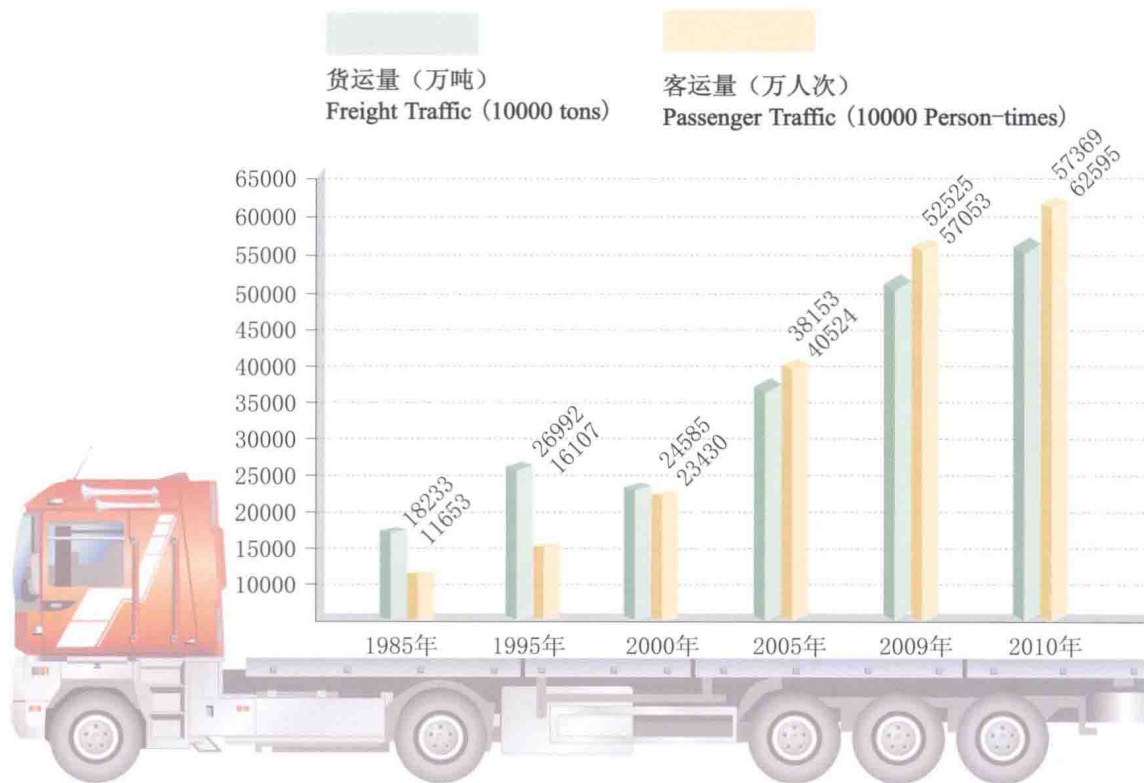





运输和邮电

TRANSPORT, POSTAL AND TELECOMMUNICATION SERVICES

□ 货物、旅客运输量 [Freight and Passenger Traffic]



□ 邮电业务收入 (亿元) [Revenue of Postal and Telecommunication Services (100 million yuan)]

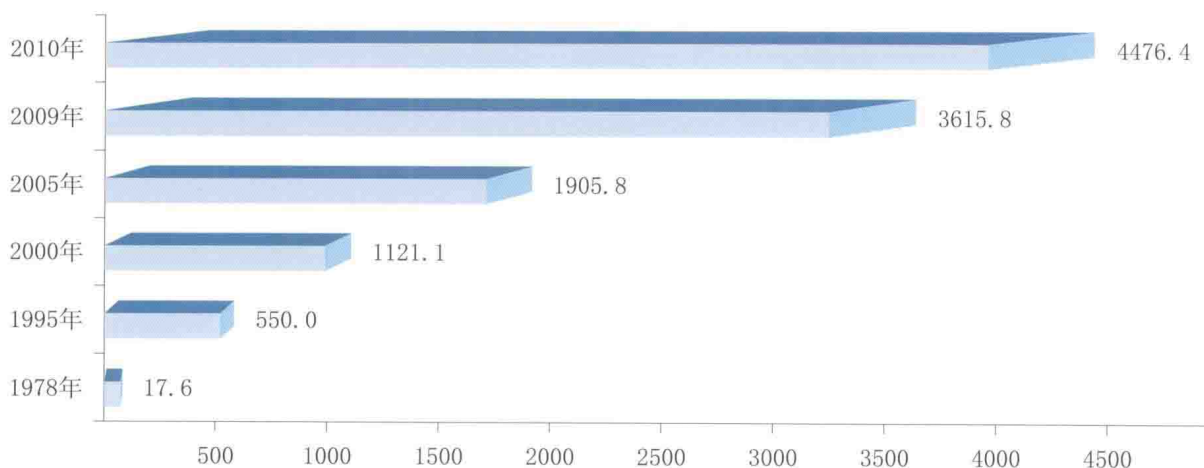




国内贸易

DOMESTIC TRADE

□ 社会消费品零售总额（亿元）
[Retail Sale of Consumer Goods (100 million yuan)]



□ 社会消费品零售总额构成 (%)
[Proportions in Retail Sale of Consumer Goods (%)]

